

Palestine Securities Exchange

Market closed at 457.17 points down -0.18%, trading a volume of 1.0 million shares valued at 1.3 million USD.

PSE General Index



© TickerChart.com

Top Gainers

(By Price)		Close	% Change	Volume
1	LADAEN	0.35	2.94%	4,150
2	AMB	0.85	2.41%	65,397
3	PADICO	0.88	1.15%	358,301
4	WATANIYA	1.22	0.83%	29,363
5	PIIC	1.23	0.82%	408,610

Top Losers

(By Price)		Close	% Change	Volume
1	GCOM	0.38	-5.00%	16,525
2	NAPCO	0.80	-4.76%	250
3	AIG	0.21	-4.55%	25,200
4	QUDS	0.87	-1.14%	20,100
5	PALTEL	4.90	-1.01%	10,245

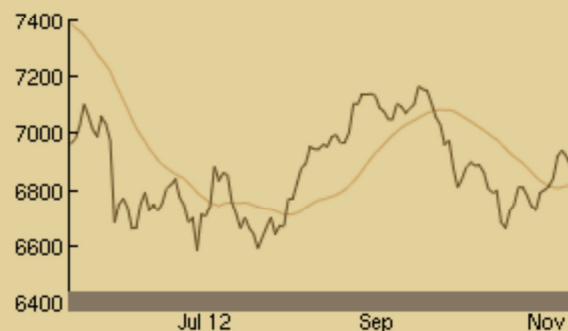
Most Active

(By Price)		Close	% Change	Volume	Amount
1	PIIC	1.23	0.82%	408,610	680,232
2	PADICO	0.88	1.15%	358,301	315,305

Saudi Stock Exchange (Tadawul)

Market closed at 6,828.19 points down -0.02%, trading a volume of 137.3 million shares valued at 4,601.6 million SAR.

TASI General Index



© TickerChart.com

Top Gainers

(By Price)		Close	% Change	Volume
1	SANAD	32.00	8.84%	6,307,562
2	ACE	193.00	8.43%	341,528
3	Saudi Re	12.60	3.70%	5,737,837
4	Mubarrad	76.25	3.04%	272,457
5	Trade Union	28.50	2.89%	1,740,182

Top Losers

(By Price)		Close	% Change	Volume
1	Amana Insurance	158.00	-9.97%	736,285
2	SPPC	33.50	-9.95%	1,976,583
3	Arabian Shield	63.25	-3.44%	1,431,846
4	Solidarity	37.50	-2.34%	4,578,711
5	GASCO	19.15	-2.05%	241,391

Most Active

(By Price)		Close	% Change	Volume	Amount
1	Al Inma Bank	12.90	-0.77%	9,980,155	128,905,595
2	SANAD	32.00	8.84%	6,307,562	194,170,619

UAE: Dubai Financial Market

Market closed at 1,614.85 points down -0.70%, trading a volume of 104.3 million shares valued at 188.7 million AED.

DFM General Index



Top Gainers

(By Price)		Close	% Change	Volume
1	DNIR	2.30	15.00%	4,315
2	ALMADINA	0.69	6.01%	4,000
3	HITSTELEC	0.79	3.66%	16,960,884
4	AIRARABIA	0.71	2.60%	26,138,991
5	EKTITAB	1.01	1.81%	602,535

Top Losers

(By Price)		Close	% Change	Volume
1	DFM	1.00	-1.96%	3,572,269
2	DEYAAR	0.34	-1.72%	2,927,484
3	DIC	0.87	-1.59%	2,920,887
4	DIB	1.99	-1.49%	3,541,152
5	DU	3.85	-1.28%	776,036

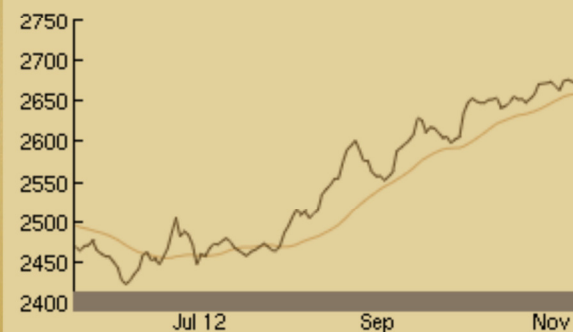
Most Active

(By Price)		Close	% Change	Volume	Amount
1	AIRARABIA	0.71	2.60%	26,138,991	18,527,648
2	HITSTELEC	0.79	3.66%	16,960,884	13,321,343

UAE: Abu Dhabi Securities Exchange

Market closed at 2,694.81 points down -0.41%, trading a volume of 100.2 million shares valued at 110.6 million AED.

ADSM General Index



Top Gainers

(By Price)		Close	% Change	Volume
1	ESHRAQ	0.37	8.82%	6,647,437
2	GCIC	0.39	8.33%	16,538,734
3	RAKCC	0.73	1.39%	1,139,999

Top Losers

(By Price)		Close	% Change	Volume
1	DRIVE	2.78	-9.74%	11,445
2	ABNIC	5.25	-9.64%	3,500
3	SCIDC	0.71	-8.97%	7,169
4	RAPCO	1.03	-8.04%	54,000
5	GCEM	0.95	-7.77%	62,248

Most Active

(By Price)		Close	% Change	Volume	Amount
1	RAKPROP	0.40	-2.44%	24,455,740	9,791,031
2	GCIC	0.39	8.33%	16,538,734	6,372,710

Egypt: Cairo & Alexandria Stock Exchange

Market closed at 5,684.25 points up 0.81%, trading a volume of 79.8 million shares valued at 225.8 million LE.

CASE 30 General Index



Top Gainers

(By Price)		Close	% Change	Volume
1	COSG	17.46	9.95%	747
2	KWIN	6.43	6.81%	107,538
3	ELNA	18.95	6.46%	52,018
4	EALR	27.51	5.00%	13,907
5	ANFI	9.94	4.85%	3,300

Top Losers

(By Price)		Close	% Change	Volume
1	ALCN	86.33	-6.50%	3,234
2	MCQE	80.89	-3.65%	1,900
3	CERA	22.11	-3.15%	8,100
4	SMPP	12.36	-2.83%	11,576
5	EGBE	1.52	-2.56%	94,288

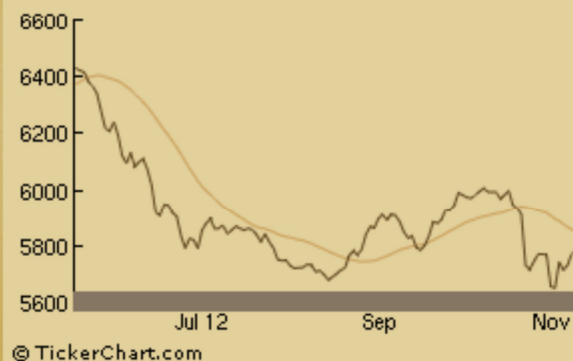
Most Active

(By Price)		Close	% Change	Volume	Amount
1	OTMT	0.61	3.39%	40,406,115	24,455,684
2	PHDC	2.64	1.54%	9,335,545	24,646,921

Kuwait Securities Market

Market closed at 5,815.80 points up 0.50%, trading a volume of 469.7 million shares valued at 35.0 million KD.

KSE General Index



Top Gainers

(By Price)		Close	% Change	Volume
1	KBT	0.03	10.42%	12,607,824
2	MUNSHAAT	0.06	9.26%	53,502,844
3	MANAZEL	0.03	7.94%	27,447,480
4	REMAL	0.34	7.94%	13,614,386
5	WETHAQ	0.04	7.14%	5,951

Top Losers

(By Price)		Close	% Change	Volume
1	AMWAL	0.06	-8.33%	50
2	ALMAL	0.03	-6.76%	3,359,000
3	NICBM	0.28	-6.67%	5,275
4	FLEX	0.04	-5.95%	20,050
5	IKARUS	0.15	-4.94%	165

Most Active

(By Price)		Close	% Change	Volume	Amount
1	MAZAYA	0.08	6.94%	62,431,902	4,674,960
2	MUNSHAAT	0.06	9.26%	53,502,844	2,978,871

Qatar: Doha Securities Market

Market closed at 8,445.61 points down -0.57%, trading a volume of 2.8 million shares valued at 133.3 million QR.

DSM General Index



© TickerChart.com

Top Gainers

(By Price)		Close	% Change	Volume
1	QFLS	279.00	9.41%	33,252
2	ABQK	57.40	3.42%	9
3	KHCD	23.95	2.09%	75,317
4	DBIS	33.50	1.52%	1,500
5	UDCD	17.70	0.57%	10,450

Top Losers

(By Price)		Close	% Change	Volume
1	QGRI	46.00	-7.63%	1,970
2	QMLS	62.90	-2.93%	110,279
3	MCGS	39.50	-2.83%	36,137
4	AKHI	44.50	-2.41%	14,285
5	GISS	28.80	-2.37%	176,392

Most Active

(By Price)		Close	% Change	Volume	Amount
1	MARK	26.45	-0.38%	275,992	7,292,056
2	DHBK	52.70	0.00%	262,147	13,831,141

Oman: Muscat Securities Market

Market closed at 5,642.29 points down -0.22%, trading a volume of 12.0 million shares valued at 4.1 million OMR.

MSM 30 General Index



© TickerChart.com

Top Gainers

(By Price)		Close	% Change	Volume
1	OSCI	0.85	7.59%	7,265
2	GICI	0.17	1.81%	188,692
3	NBOB	0.28	1.47%	7,083
4	OFCI	0.10	0.99%	82,563
5	BKNZ	0.11	0.96%	2,000,000

Top Losers

(By Price)		Close	% Change	Volume
1	RNSS	0.50	-4.75%	1,650,124
2	OEIO	0.10	-4.63%	548,450
3	GISI	0.08	-2.33%	1,759,651
4	GFIC	0.09	-2.30%	98,000
5	BACS	0.31	-2.24%	15,445

Most Active

(By Price)		Close	% Change	Volume	Amount
1	BKNZ	0.11	0.96%	2,000,000	209,117
2	GISI	0.08	-2.33%	1,759,651	148,232

DISCLAIMER

Awraq Investments and its affiliates obtain information from sources they believe to be reliable, but do not warrant its accuracy or fitness for a particular purpose, and disclaim for themselves and their information providers all liability arising from the use.

The Information in this publication is provided in good faith for informational purposes only. The information provided is not offered as tax, legal, or investment advice, or an offer to buy or sell securities or otherwise. The information provided in this publication may be displayed and printed for your personal, non-commercial use only. You may not reproduce, re-transmit, distribute, disseminate, sell, publish, broadcast, or circulate the information in any form or media to anyone, without the expressed written consent of Awraq Investments.

Awraq Investments is not liable for any loss resulting from any action taken or reliance made by any person on any information or material posted by it. You should make your own inquiries and seek independent advice from relevant industry professionals before acting or relying on any information or material made available to you in this publication.

You rely on this information at your own risk.