

### Palestine Securities Exchange

Market closed at 460.36 points up 0.13%, trading a volume of 0.4 million shares valued at 0.5 million USD.

### PSE General Index



### Top Gainers

(By Price)		Close	% Change	Volume
1	ELECTRODE	1.95	4.84%	400
2	AIG	0.22	4.76%	50
3	ISBK	1.01	4.12%	208,122
4	ARAB	0.69	2.99%	2,000
5	UCI	0.64	1.59%	3,300

### Top Losers

(By Price)		Close	% Change	Volume
1	GCOM	0.42	-4.55%	5,759
2	AQARIYA	0.65	-4.41%	2,500
3	PADICO	0.89	-3.26%	5,557
4	BPC	3.25	-2.99%	100
5	LADAEN	0.33	-2.94%	200

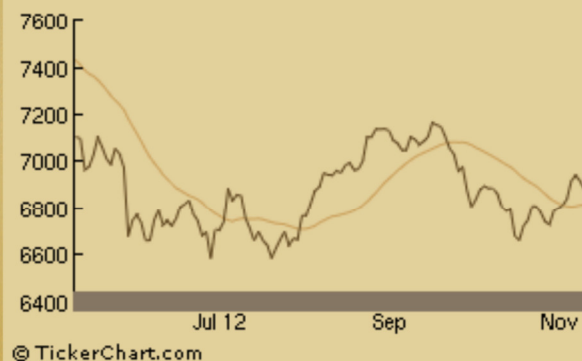
### Most Active

(By Price)		Close	% Change	Volume	Amount
1	ISBK	1.01	4.12%	208,122	207,621
2	AMB	0.84	1.20%	53,310	43,754

### Saudi Stock Exchange (Tadawul)

Market closed at 6,884.29 points down -0.50%, trading a volume of 187.0 million shares valued at 5,732.1 million SAR.

### TASI General Index



### Top Gainers

(By Price)		Close	% Change	Volume
1	Arabian Shield	64.75	7.92%	1,701,406
2	WAFA Insurance	48.30	7.33%	919,805
3	SVCP	71.00	4.41%	27,615
4	SSP	26.10	3.16%	519,924
5	Saudi Re	12.40	2.48%	9,345,939

### Top Losers

(By Price)		Close	% Change	Volume
1	Amana Insurance	195.00	-9.93%	521,660
2	ACE	192.75	-9.93%	478,594
3	Petrochem	19.65	-9.86%	7,063,111
4	Gulf General	71.25	-5.00%	1,535,069
5	SARCO	67.75	-4.24%	1,266,077

### Most Active

(By Price)		Close	% Change	Volume	Amount
1	Dar Al Arkan	8.75	-1.13%	16,455,604	143,695,008
2	Solidarity	37.70	2.17%	15,399,389	589,709,384

### UAE: Dubai Financial Market

Market closed at 1,614.16 points down -0.20%, trading a volume of 106.1 million shares valued at 94.0 million AED.

### DFM General Index



### Top Gainers

(By Price)		Close	% Change	Volume
1	AJMANBANK	1.06	6.00%	30,032,033
2	TAKAFUL-EM	0.57	2.91%	119,932
3	ALMADINA	0.65	2.36%	375,000
4	AMAN	1.02	2.31%	245,402
5	GFH	0.45	2.25%	42,512,289

### Top Losers

(By Price)		Close	% Change	Volume
1	ALSALAMSUDAN	1.71	-5.00%	50,000
2	ARTC	2.44	-2.01%	3,146,569
3	TABREED	1.25	-1.57%	740,000
4	AIRARABIA	0.68	-1.16%	2,434,616
5	DFM	1.01	-0.98%	3,672,825

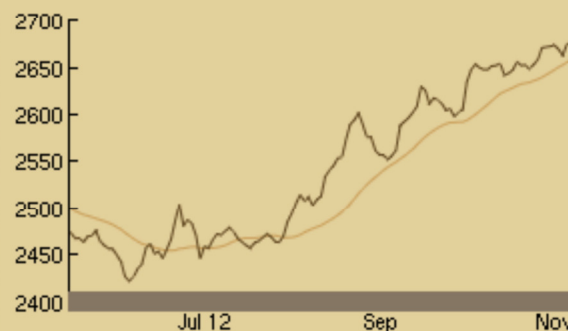
### Most Active

(By Price)		Close	% Change	Volume	Amount
1	GFH	0.45	2.25%	42,512,289	19,301,104
2	AJMANBANK	1.06	6.00%	30,032,033	31,286,661

### UAE: Abu Dhabi Securities Exchange

Market closed at 2,670.72 points down -0.14%, trading a volume of 61.7 million shares valued at 82.6 million AED.

### ADSM General Index



### Top Gainers

(By Price)		Close	% Change	Volume
1	GCIC	0.33	10.00%	7,613,087
2	BILDCO	0.64	6.67%	641,622
3	UCC	0.97	6.59%	2,522
4	RAKPROP	0.40	5.26%	11,554,783
5	DANA	0.43	2.38%	11,554,147

### Top Losers

(By Price)		Close	% Change	Volume
1	GMPC	1.62	-10.00%	2,600
2	WATANIA	0.91	-9.00%	5,000
3	NBQ	1.90	-4.04%	280,000
4	NBAD	9.51	-2.36%	2,018,930
5	WAHA	0.57	-1.72%	59,000

### Most Active

(By Price)		Close	% Change	Volume	Amount
1	RAKPROP	0.40	5.26%	11,554,783	4,597,580
2	DANA	0.43	2.38%	11,554,147	4,925,166

### Egypt: Cairo & Alexandria Stock Exchange

Market closed at 5,610.35 points down -0.02%, trading a volume of 41.3 million shares valued at 132.5 million LE.

### CASE 30 General Index



### Top Gainers

(By Price)		Close	% Change	Volume
1	ELNA	17.21	9.20%	33,939
2	JUFO	7.62	5.39%	841,529
3	EEII	18.27	4.88%	8,204
4	IFAP	3.71	3.06%	276,768
5	SMFR	6.92	1.91%	44,036

### Top Losers

(By Price)		Close	% Change	Volume
1	SCTS	12.85	-8.41%	6,441
2	ALUM	28.08	-4.36%	425
3	DAPH	11.37	-3.56%	5,733
4	GSSC	19.58	-3.36%	555
5	ANFI	9.45	-3.18%	2,441

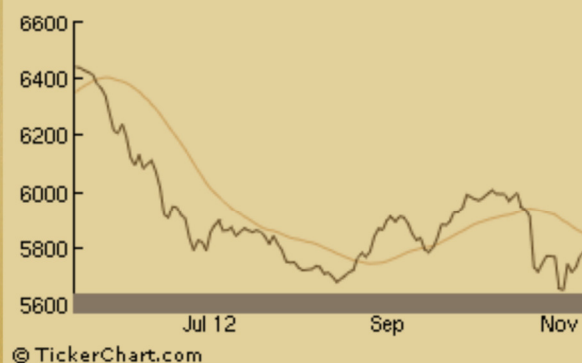
### Most Active

(By Price)		Close	% Change	Volume	Amount
1	OTMT	0.58	0.00%	12,801,802	7,419,933
2	PHDC	2.61	-0.38%	7,808,045	20,363,691

### Kuwait Securities Market

Market closed at 5,785.05 points up 0.22%, trading a volume of 361.0 million shares valued at 28.1 million KD.

### KSE General Index



### Top Gainers

(By Price)		Close	% Change	Volume
1	KBT	0.02	9.30%	15,006,492
2	GFH	0.04	7.46%	60,460,716
3	NAFAIS	0.08	6.49%	2,240
4	GNAHC	0.04	6.41%	29,231
5	GIH	0.04	6.41%	32,244,319

### Top Losers

(By Price)		Close	% Change	Volume
1	AMWAL	0.06	-20.00%	20
2	MUNSHAAT	0.06	-7.81%	40,338,943
3	KINS	0.26	-7.27%	298,426
4	REMAL	0.33	-7.04%	1,130,650
5	SECH	0.05	-6.90%	1,187,671

### Most Active

(By Price)		Close	% Change	Volume	Amount
1	GFH	0.04	7.46%	60,460,716	2,121,269
2	MUNSHAAT	0.06	-7.81%	40,338,943	2,441,459



### Qatar: Doha Securities Market

Market closed at 8,528.19 points down -0.52%, trading a volume of 3.9 million shares valued at 196.8 million QR.

### DSM General Index



### Top Gainers

(By Price)		Close	% Change	Volume
1	QGMD	14.79	7.17%	535,579
2	IHGS	37.95	1.88%	27,148
3	GWCS	41.95	1.57%	221,403
4	MCGS	40.65	0.87%	85,773
5	QCFS	59.00	0.34%	1,701

### Top Losers

(By Price)		Close	% Change	Volume
1	DOHI	29.90	-4.78%	2,880
2	DHBK	52.60	-2.59%	335,209
3	ERES	17.81	-1.60%	56,899
4	QNNS	66.40	-1.34%	60,297
5	MRDS	11.12	-1.33%	195,800

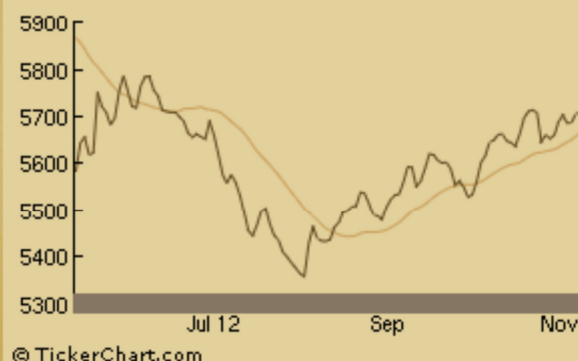
### Most Active

(By Price)		Close	% Change	Volume	Amount
1	QGMD	14.79	7.17%	535,579	7,864,354
2	MARK	26.45	-0.56%	434,910	11,514,983

### Oman: Muscat Securities Market

Market closed at 5,706.25 points down -0.06%, trading a volume of 13.8 million shares valued at 3.9 million OMR.

### MSM 30 General Index



### Top Gainers

(By Price)		Close	% Change	Volume
1	ATMI	0.29	1.38%	725,287
2	OFCI	0.10	0.98%	369,500
3	BKMB	0.58	0.88%	1,036,253
4	RNSS	0.58	0.87%	591,793
5	SHPS	1.59	0.83%	1,371

### Top Losers

(By Price)		Close	% Change	Volume
1	HECI	0.17	-8.74%	2,563,233
2	DCFI	0.18	-4.21%	118,116
3	NAPI	0.20	-2.43%	120,275
4	RCCI	1.41	-1.82%	365,758
5	OTHI	0.31	-1.59%	2,000

### Most Active

(By Price)		Close	% Change	Volume	Amount
1	HECI	0.17	-8.74%	2,563,233	427,256
2	BKSB	0.15	0.67%	2,277,853	341,070

## **DISCLAIMER**

Awraq Investments and its affiliates obtain information from sources they believe to be reliable, but do not warrant its accuracy or fitness for a particular purpose, and disclaim for themselves and their information providers all liability arising from the use.

The Information in this publication is provided in good faith for informational purposes only. The information provided is not offered as tax, legal, or investment advice, or an offer to buy or sell securities or otherwise. The information provided in this publication may be displayed and printed for your personal, non-commercial use only. You may not reproduce, re-transmit, distribute, disseminate, sell, publish, broadcast, or circulate the information in any form or media to anyone, without the expressed written consent of Awraq Investments.

Awraq Investments is not liable for any loss resulting from any action taken or reliance made by any person on any information or material posted by it. You should make your own inquiries and seek independent advice from relevant industry professionals before acting or relying on any information or material made available to you in this publication.

You rely on this information at your own risk.