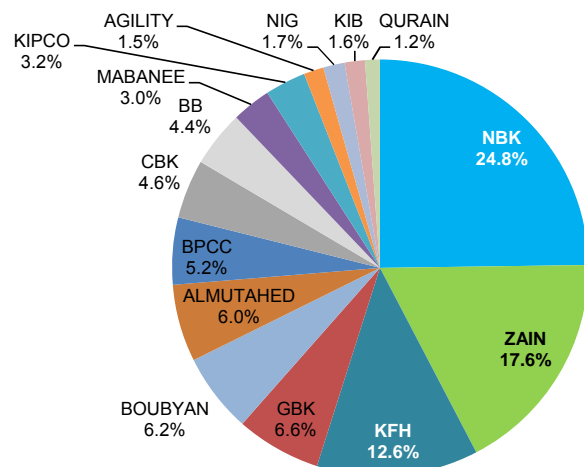


KUWAIT 15 INDEX Daily Bulletin

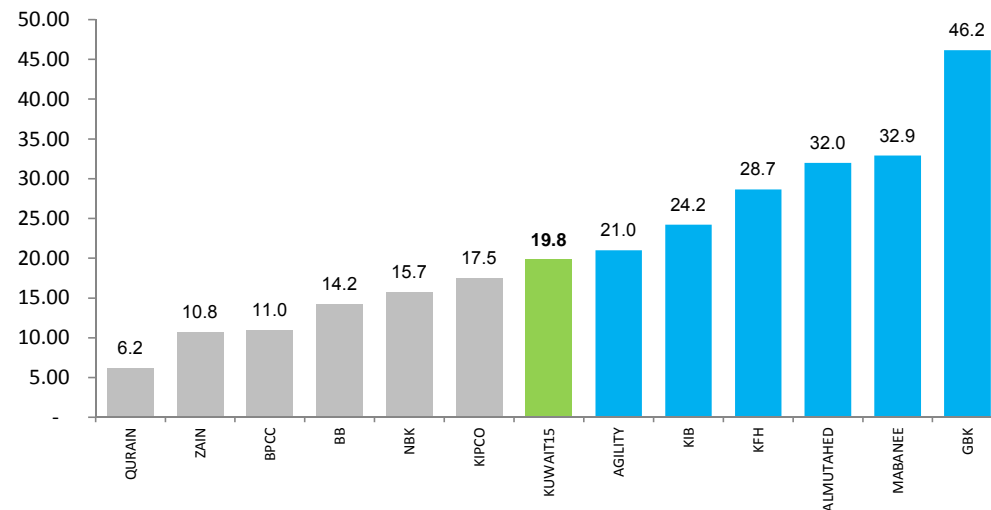
8-Oct-12

Index Constituents	Closing Price		Market Capitalization			Valuation Multiples				ROE	YTD-12 Return	YTD-12 Trading Indicators	
	KWD	Chg. (KWD)	KWD Mln	Weight in Kuwait 15	Weight in KSE	P/E (X)	P/B (X)	Yield	Beta			Turnover (Mln Shrs)	Value (KWD Mln)
▲ National Bank of Kuwait	1.000	0.010	4,353	24.8%	15.0%	15.7	1.89	3.6%	1.49	12.0%	(10.7%)	315	325
= ZAIN	0.720	0.000	3,082	17.6%	10.6%	10.8	1.91	8.2%	1.58	17.8%	(20.0%)	355	274
= Kuwait Finance House	0.760	0.000	2,207	12.6%	7.6%	28.7	1.71	1.8%	1.48	6.0%	(15.6%)	254	196
= Gulf Bank	0.440	0.000	1,159	6.6%	4.0%	46.2	2.63	0.0%	0.88	5.7%	(13.7%)	125	55
= Boubyan Bank	0.620	0.000	1,084	6.2%	3.7%	NM	4.34	0.0%	1.49	3.5%	5.1%	113	66
= United Ahli Bank	0.890	0.000	1,053	6.0%	3.6%	32.0	3.78	1.4%	1.03	11.8%	12.7%	26	23
▲ Commercial Bank of Kuwait	0.720	0.010	916	5.2%	3.2%	NM	1.70	0.0%	0.82	0.0%	(8.9%)	64	44
= Burgan Bank	0.520	0.000	803	4.6%	2.8%	14.2	1.73	1.8%	1.34	12.2%	9.5%	147	67
▲ Mabanee Co.	1.200	0.020	768	4.4%	2.6%	32.9	4.40	0.7%	1.41	13.4%	39.5%	97	99
▲ Kuwait Projects Co. Holding	0.400	0.005	535	3.0%	1.8%	17.5	0.95	4.4%	1.60	5.4%	31.1%	120	41
▼ Agility	0.530	(0.010)	555	3.2%	1.9%	21.0	0.62	5.4%	1.91	2.9%	41.3%	295	123
= Boubyan Petrochemical Co.	0.560	0.000	272	1.5%	0.9%	11.0	1.06	7.1%	1.39	9.7%	0.0%	91	54
▲ National Industries Group	0.226	0.002	293	1.7%	1.0%	NM	0.56	0.0%	1.99	NM	(13.1%)	569	127
= Kuwait International Bank	0.265	0.000	275	1.6%	0.9%	24.2	1.32	1.7%	1.46	5.4%	3.9%	366	95
▲ Qurain Petrochemical Industries Co	0.186	0.004	205	1.2%	0.7%	6.2	0.87	8.0%	1.16	14.0%	(13.1%)	139	29
Subtotal- Kuwait 15			17,558	100%	61%	19.8	1.75	3.3%		8.8%		3,079	1,618
Remaining of the Market			11,421		39%	NM	1.00	2.5%		NM		61,233	3,988

Kuwait 15 Index Components Market Cap Weight



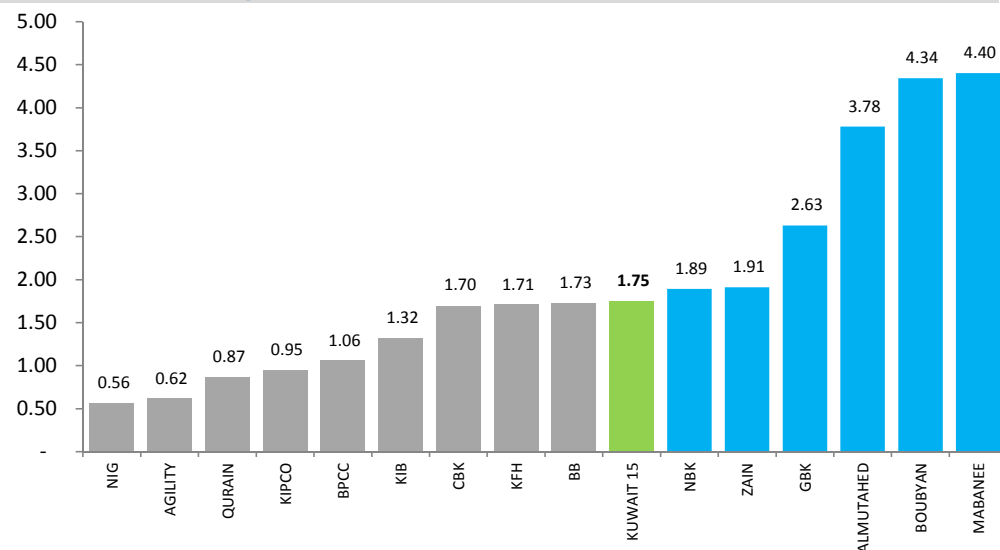
Kuwait 15 Index Components P/E



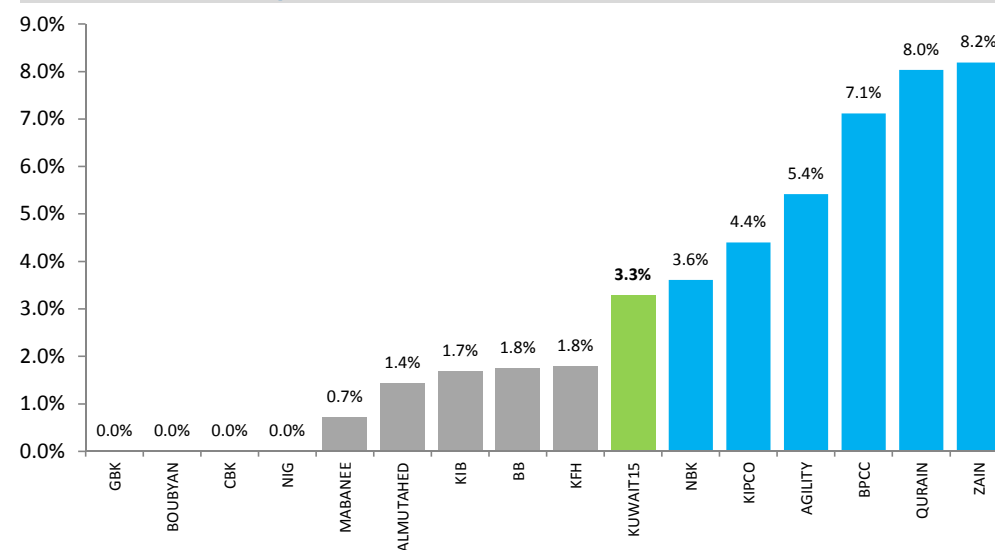
KUWAIT 15 INDEX Daily Bulletin

8-Oct-12

Kuwait 15 Index Components P/B



Kuwait 15 Index Components Dividend Yield



Disclaimer: This document and material contained herewith have been produced, compiled, and issued by KIPCO Asset Management Company KSC Closed (KAMCO). The Company has obtained the information used in this document from sources it believes to be reliable, but the issuer does not guarantee, neither its accuracy nor completeness, nor provides an independent verification of the material contained therein. KAMCO may, from time to time to the extent permitted by law, participate or invest in other financing transactions with the issuers of the securities, perform services for or solicit business from such issuer and/or have a position or effect transactions in the securities or options thereof. KAMCO may, to extent permitted by the applicable Kuwaiti law or other applicable laws and regulations, effect transactions in the securities before this material is published to recipients. The opinions and estimates expressed herein are those of the issuer and subject to change at any time without any prior notice. Accordingly, no representation or warranty, expressed or implied, is made as to and no reliance should be placed on the fairness, accuracy, completeness or correctness of the information and opinions contained in this document. KAMCO accepts no liability for any loss arising from the use of this document or its contents or otherwise arising in connection therewith. This document should not be relied upon or used in substitution for the exercise of sound judgment. KAMCO shall have no responsibility or liability whatsoever in respect of any inaccuracy in or omission from this or any other document prepared by KAMCO for, or sent by KAMCO to any entity, and any such entity shall be responsible for conducting its own scrutiny, investigation, and analysis of the information contained or referred to in this document and of evaluating the merits and risks involved in the securities forming the subject matter of this or other such document.

Opinions and estimates constitute KAMCO's judgment and are subject to change without prior notice. Past performance is not an indicator of future results. This document does not constitute an offer or invitation to subscribe for or purchase any securities, and neither this document nor anything contained herein shall form the basis of any contract or commitment whatsoever. This document is not an offer to sell or a solicitation to buy any securities. It is being furnished to the reader solely for his/her information and may not be redistributed inside Kuwait or by any jurisdiction outside Kuwait where this action is restricted by law. Entities who receive this report should make themselves aware of and adhere to any such restrictions. By accepting receipt of this report, the reader agrees to be bound by the foregoing limitations.