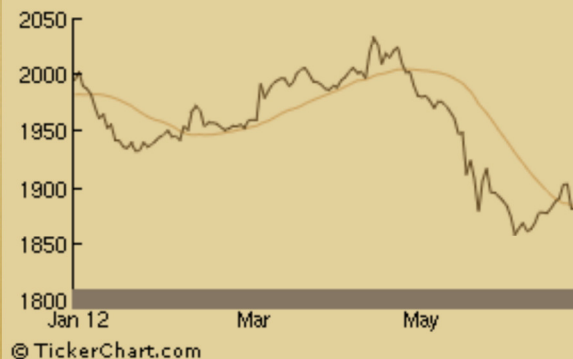


### Jordan: Amman Stock Exchange

Market closed at 1,881.91 points up 0.05%, trading a volume of 7.1 million shares valued at 6.4 million JD.

### ASE General Free Float Index



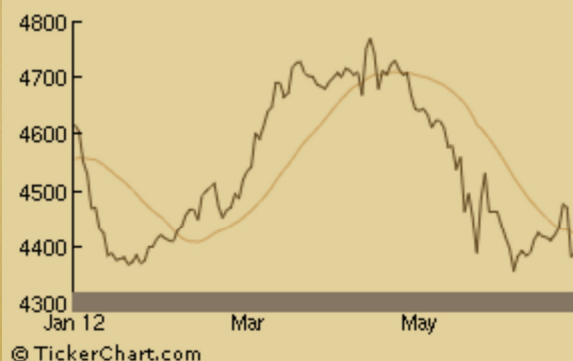
### Top Gainers

(By Price)		Close	% Change	Volume
1	JNCC	0.16	6.67%	1,200
2	PRES	4.88	4.95%	1,890
3	SLCA	2.82	4.83%	5
4	ZEIC	2.41	4.78%	3,145
5	WOOD	2.41	4.78%	220

### Sector Summary

		Close	%Change
GENERAL	↑	1,882	0.05%
FINANCIAL	↑	2,327	0.14%
SERVICES	↑	1,563	0.11%
INDUSTRY	↑	2,050	0.05%

### ASE General Weighted Index



### Top Losers

(By Price)		Close	% Change	Volume
1	IEAI	0.08	-11.11%	2,730
2	MEDI	0.19	-5.00%	11,500
3	DKHS	0.20	-4.76%	309,950
4	TAMR	0.21	-4.55%	139,840
5	JMIL	0.64	-4.48%	63,636

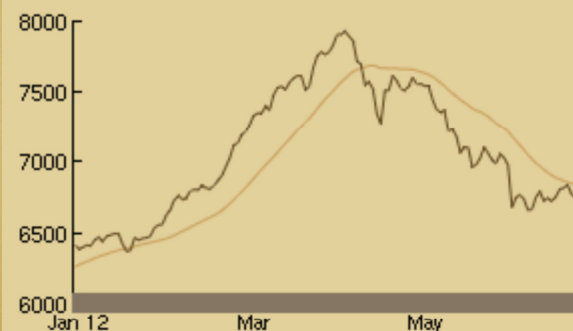
### Most Active

(By Price)		Close	% Change	Volume	Amount
1	INMA	0.60	-3.23%	784,376	487,343
2	ULDC	1.90	0.00%	659,050	1,252,195
3	SPIC	0.38	2.70%	542,100	205,936
4	JOCF	0.39	2.63%	516,784	201,546
5	FRST	0.12	0.00%	515,010	61,801

### Saudi Stock Exchange (Tadawul)

Market closed at 6,696.84 points up 0.20%, trading a volume of 220.2 million shares valued at 5,003.0 million SAR.

### TASI General Index



### Top Gainers

(By Price)		Close	% Change	Volume
1	Alinma Tokio M	78.00	9.86%	8,145,821
2	Bahri	17.80	7.88%	4,876,694
3	ATC	60.00	6.19%	1,540,814
4	Weqaya Takaful	31.60	5.33%	873,219
5	NCCI	47.40	3.95%	192,764

### Top Losers

(By Price)		Close	% Change	Volume
1	Allianz SF	54.50	-6.84%	1,886,315
2	SADAFCO	56.00	-3.45%	222,684
3	Falcom Petrochemical	23.55	-3.29%	25,311
4	Pharmaceutical	41.20	-2.60%	214,780
5	Gulf Union	19.20	-2.54%	934,589

### Most Active

(By Price)		Close	% Change	Volume	Amount
1	ZAIN KSA	8.10	2.53%	46,130,451	375,840,733
2	NAMA	14.70	1.03%	23,766,886	350,533,255

### Oman: Muscut Securities Market

Market closed at 5,657.24 points down -0.10%, trading a volume of 14.9 million shares valued at 3.1 million OMR.

### MSM 30 General Index



### Top Gainers

(By Price)		Close	% Change	Volume
1	ORXL	0.11	4.63%	136,500
2	OUIS	0.15	4.17%	582,000
3	AJSS	0.26	3.57%	11,500
4	AOFS	0.30	3.45%	50,000
5	AAIT	0.11	2.70%	212,230

### Top Losers

(By Price)		Close	% Change	Volume
1	ABOB	0.19	-1.03%	133,695
2	SIHC	0.10	-1.01%	54,000
3	NWRS	0.50	-0.98%	19,400
4	OFCI	0.10	-0.96%	96,826
5	OCOI	0.65	-0.92%	172,461

### Most Active

(By Price)		Close	% Change	Volume	Amount
1	BKNZ	0.10	1.96%	7,024,132	733,517
2	BKMB	0.57	1.06%	1,363,150	780,490

### UAE: Dubai Financial Market

Market closed at 1,454.56 points down -0.12%, trading a volume of 59.6 million shares valued at 62.1 million AED.

### DFM General Index



© TickerChart.com

### Top Gainers

(By Price)		Close	% Change	Volume
1	TAKAFUL-EM	0.54	3.65%	21,860
2	EMIRATESNBD	2.73	3.02%	16,100
3	ARMX	1.78	1.71%	209,010
4	DIC	0.68	1.50%	1,037,427
5	AIRARABIA	0.60	0.68%	3,763,642

### Top Losers

(By Price)		Close	% Change	Volume
1	ALMADINA	0.63	-9.74%	2,000
2	AMAN	0.92	-5.44%	2,854,280
3	DEYAAR	0.29	-3.65%	5,794,815
4	TABREED	1.18	-3.28%	3,747,046
5	GGICO	0.31	-3.13%	233,700

### Most Active

(By Price)		Close	% Change	Volume	Amount
1	GFH	0.48	0.00%	11,771,598	5,689,640
2	DEYAAR	0.29	-3.65%	5,794,815	1,700,043

### UAE: Abu Dhabi Securities Exchange

Market closed at 2,482.05 points down -0.23%, trading a volume of 27.5 million shares valued at 39.9 million AED.

### ADSM General Index



© TickerChart.com

### Top Gainers

(By Price)		Close	% Change	Volume
1	WAHA	0.55	1.85%	367,074
2	SUDATEL	1.03	0.98%	16,300
3	ADSB	1.09	0.93%	6,660
4	ADIB	3.03	0.66%	85,810
5	FGB	7.91	0.51%	270,427

### Top Losers

(By Price)		Close	% Change	Volume
1	QCEM	0.75	-9.64%	5,769
2	BOS	1.31	-5.07%	75,540
3	ADNH	1.76	-4.86%	1,000
4	GCIC	0.28	-3.45%	216,000
5	RAKPROP	0.33	-2.94%	355,095

### Most Active

(By Price)		Close	% Change	Volume	Amount
1	ALDAR	1.12	-0.88%	6,836,803	7,664,650
2	DANA	0.38	0.00%	6,745,665	2,545,857

### Kuwait Securities Market

Market closed at 5,824.34 points up 0.58%, trading a volume of 226.1 million shares valued at 17.9 million KD.

### KSE General Index



### Top Gainers

(By Price)		Close	% Change	Volume
1	ALNAWADI	0.11	9.09%	183
2	ALSAFWA	0.02	9.09%	37,244,798
3	ITHMR	0.03	8.20%	8,006,590
4	MAYADEEN	0.02	8.11%	16,016,802
5	ABK	0.60	7.14%	26,291

### Top Losers

(By Price)		Close	% Change	Volume
1	SOKOUK	0.02	-61.86%	16,282,812
2	BIIHC	0.05	-12.90%	1,252
3	CITYGROUP	0.52	-8.77%	80
4	NIH	0.03	-7.35%	122,076
5	JAZEERA	0.34	-6.94%	244,950

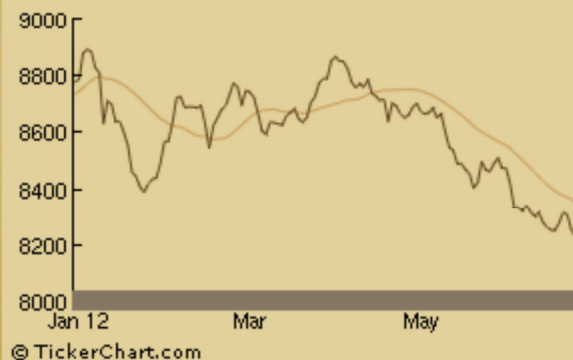
### Most Active

(By Price)		Close	% Change	Volume	Amount
1	ALSAFWA	0.02	9.09%	37,244,798	638,004
2	MANAZEL	0.02	2.13%	19,376,322	472,504

### Qatar: Doha Securities Market

Market closed at 8,194.65 points down -0.41%, trading a volume of 6.7 million shares valued at 161.3 million QR.

### DSM General Index



### Top Gainers

(By Price)		Close	% Change	Volume
1	QOIS	12.12	2.54%	2,575,332
2	CBQK	68.90	0.44%	3,788
3	BRES	26.85	0.37%	64,865
4	ZHCD	56.60	0.35%	1,523
5	VFQS	9.03	0.33%	199,712

### Top Losers

(By Price)		Close	% Change	Volume
1	DBIS	37.00	-9.76%	121,655
2	GWCS	40.50	-4.71%	179,286
3	QISI	61.00	-3.79%	20,958
4	MRDS	12.48	-2.88%	1,116,644
5	QCFS	63.60	-2.30%	1,758

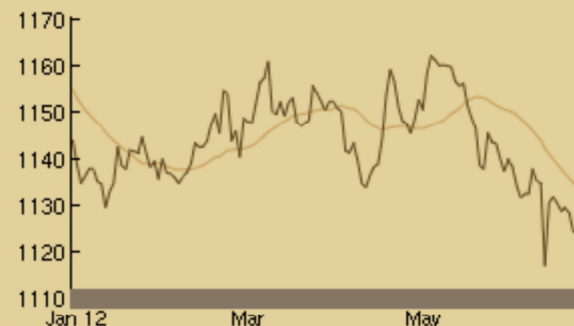
### Most Active

(By Price)		Close	% Change	Volume	Amount
1	QOIS	12.12	2.54%	2,575,332	31,570,204
2	MRDS	12.48	-2.88%	1,116,644	14,076,657

### Bahrain Stock Exchange

Market closed at 1,128.61 points up 0.37%, trading a volume of 0.3 million shares valued at 0.1 million BD.

### BSE General Index



### Top Gainers

(By Price)		Close	% Change	Volume
1	BBK	0.39	2.60%	31,142
2	SALAM	0.04	2.50%	73,500
3	ALBH	0.55	1.85%	55,000

### Top Losers

(By Price)		Close	% Change	Volume
1	BHOTEL	0.64	-1.55%	5,472

### Most Active

(By Price)		Close	% Change	Volume	Amount
1	SALAM	0.04	2.50%	73,500	3,014
2	ALBH	0.55	1.85%	55,000	29,730

### Palestine Securities Exchange

Market closed at 443.42 points up 0.15%, trading a volume of 0.2 million shares valued at 0.3 million USD.

### PSE General Index



### Top Gainers

(By Price)		Close	% Change	Volume
1	ISBK	0.85	3.66%	89,679
2	PIBC	0.89	2.30%	9,394
3	BPC	2.57	1.58%	400
4	PIIC	1.37	1.48%	100
5	PEC	1.17	0.86%	1,250

### Top Losers

(By Price)		Close	% Change	Volume
1	ARE	0.38	-2.56%	100
2	AIB	0.68	-1.45%	1,130
3	PADICO	0.93	-1.06%	11,130
4	QUDS	0.93	-1.06%	290
5	BOP	2.61	-0.76%	7,576

### Most Active

(By Price)		Close	% Change	Volume	Amount
1	ISBK	0.85	3.66%	89,679	75,840
2	NIC	3.38	0.00%	38,697	126,186

### Egypt: Cairo & Alexandria Stock Exchange

Market closed at 4,612.14 points up 2.89%, trading a volume of 133.9 million shares valued at 436.3 million LE.

### CASE 30 General Index



### Top Gainers

(By Price)		Close	% Change	Volume
1	AFMC	19.58	10.00%	120
2	SEIG	55.40	9.92%	200
3	GRCA	6.80	9.85%	2,500
4	SIMO	9.77	9.53%	6,882
5	SCFM	21.88	9.40%	600

### Top Losers

(By Price)		Close	% Change	Volume
1	EITP	34.70	-4.93%	250
2	TOUR	7.41	-4.76%	250
3	ODHNG	4.61	-3.15%	175,928
4	SWDY	23.45	-2.37%	51,858
5	EAST	80.02	-2.22%	6,770

### Most Active

(By Price)		Close	% Change	Volume	Amount
1	OTMT	1.42	0.00%	45,492,174	64,716,979
2	PHDC	1.80	7.14%	15,380,721	27,710,864

### Morocco: Casablanca Stock Exchange

Market closed at 9,922.23 points down -0.34%, trading a volume of 6.9 million shares valued at 1,644.4 million MAD.

### Casablanca General Index



### Top Gainers

(By Price)		Close	% Change	Volume
1	DIS	57.86	5.97%	6
2	M2M	216.70	5.09%	205
3	ATL	57.50	5.08%	30,365
4	GAZ	1,688.00	4.71%	53
5	SLF	490.00	4.26%	124

### Top Losers

(By Price)		Close	% Change	Volume
1	NEX	260.20	-5.59%	7
2	TIM	440.00	-4.99%	4
3	ADH	63.74	-4.15%	117,167
4	ENK	48.66	-4.10%	4,601
5	ATW	331.00	-3.22%	366,519

### Most Active

(By Price)		Close	% Change	Volume	Amount
1	BMCE	192.00	-0.08%	4,416,811	847,966,340
2	BCP	197.60	-2.32%	898,706	177,929,067

### Tunisia: Bourse de Tunis

Market closed at 5,002.82 points down -0.15%, trading a volume of 0.4 million shares valued at 3.4 million TND.

### Tunisia General Index



### Top Gainers

(By Price)		Close	% Change	Volume
1	STB	9.24	2.67%	957
2	ADWYA	9.80	1.77%	21,415
3	BNA	11.70	1.74%	18,745
4	SOKNA	11.65	1.30%	2,130
5	TAIR	1.62	1.25%	2,000

### Top Losers

(By Price)		Close	% Change	Volume
1	TLAIT	4.37	-5.62%	650
2	BH	17.37	-2.96%	46
3	SIPHA	13.20	-2.94%	6
4	GIF	8.42	-2.88%	20,450
5	UBCI	48.00	-2.83%	902

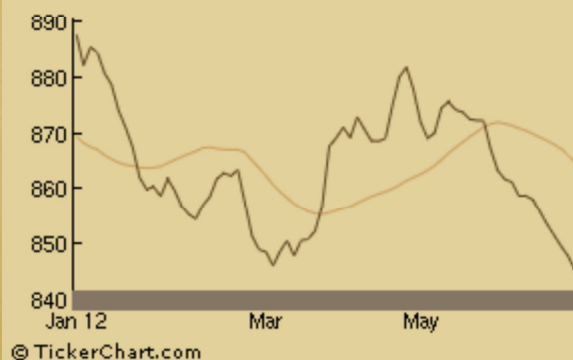
### Most Active

(By Price)		Close	% Change	Volume	Amount
1	CC	3.72	-0.27%	55,846	207,892
2	SOMOC	2.65	-1.12%	54,000	143,507

### Damascus Securities Exchange

Market closed at 843.86 points down -0.15%, trading a volume of 7,173 shares valued at 0.7 million SYP.

### DSE General Index



### Top Gainers

(By Price)		Close	% Change	Volume
------------	--	-------	----------	--------

### Top Losers

(By Price)		Close	% Change	Volume
1	ATI	327.75	-0.98%	410
2	SGB	76.50	-0.97%	2,000
3	BOJS	84.00	-0.88%	2,200
4	SIIB	94.25	-0.79%	2,563

### Most Active

(By Price)		Close	% Change	Volume	Amount
1	SIIB	94.25	-0.79%	2,563	241,563
2	BOJS	84.00	-0.88%	2,200	184,800

**Beirut Stock Exchange Top Gainers**

(By Price)			Close	% Change	Volume
1	BYB	↑	1.50	1.35%	6,162
2	SOLA	↑	13.17	0.77%	1,051,789

**Beirut Stock Exchange Top Losers**

(By Price)			Close	% Change	Volume
1	AUDI	↓	5.66	-1.22%	43,270

**Beirut Stock Exchange Most Active**

(By Price)			Close	% Change	Volume	Amount
1	SOLA	↑	13.17	0.77%	1,051,789	13,737,664
2	SOLB	↑	13.02	0.15%	1,006,150	13,100,366

**NASDAQ Dubai Market**

(By Price)			Close	% Change	Volume	Amount
1	DPW	↑	10.50	1.35%	134,155	1,406,119

## **DISCLAIMER**

Awraq Investments and its affiliates obtain information from sources they believe to be reliable, but do not warrant its accuracy or fitness for a particular purpose, and disclaim for themselves and their information providers all liability arising from the use.

The Information in this publication is provided in good faith for informational purposes only. The information provided is not offered as tax, legal, or investment advice, or an offer to buy or sell securities or otherwise. The information provided in this publication may be displayed and printed for your personal, non-commercial use only. You may not reproduce, re-transmit, distribute, disseminate, sell, publish, broadcast, or circulate the information in any form or media to anyone, without the expressed written consent of Awraq Investments.

Awraq Investments is not liable for any loss resulting from any action taken or reliance made by any person on any information or material posted by it. You should make your own inquiries and seek independent advice from relevant industry professionals before acting or relying on any information or material made available to you in this publication. You rely on this information at your own risk.