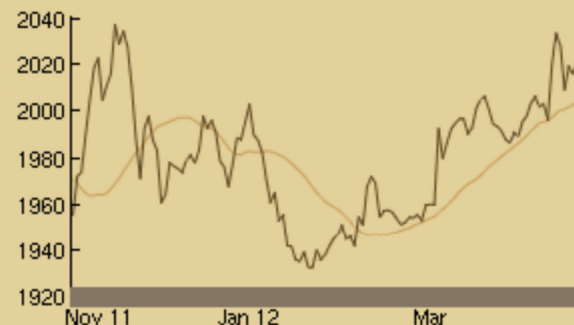


Jordan: Amman Stock Exchange

Market closed at 2,024.20 points up 0.14%, trading a volume of 12.4 million shares valued at 10.7 million JD.

ASE General Free Float Index



© TickerChart.com

Top Gainers

(By Price)		Close	% Change	Volume
1	AMMI	0.86	50.88%	420
2	FRST	0.17	6.25%	167,837
3	IENG	1.47	5.00%	1,146,860
4	PERL	3.39	4.95%	50
5	GENI	2.76	4.94%	5

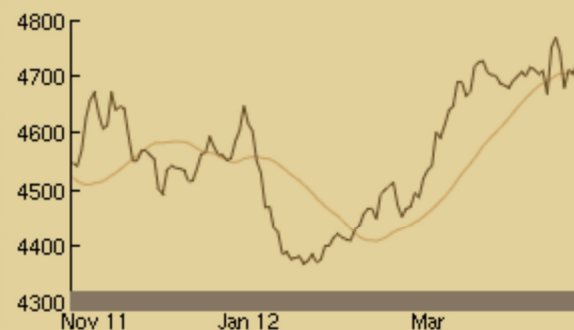
Top Losers

(By Price)		Close	% Change	Volume
1	IBFM	0.18	-5.26%	22,502
2	AGICC	0.38	-5.00%	1,020
3	JOIN	2.30	-4.96%	225
4	JITC	0.97	-4.90%	11,363
5	PRES	5.32	-4.83%	880

Sector Summary

		Close	%Change
GENERAL	↑	2,024	0.14%
FINANCIAL	↑	2,505	0.11%
SERVICES	↓	1,661	-0.02%
INDUSTRY	↑	2,181	0.17%

ASE General Weighted Index



© TickerChart.com

Most Active

(By Price)		Close	% Change	Volume	Amount
1	IDMC	0.45	-4.26%	1,213,485	546,974
2	IENG	1.47	5.00%	1,146,860	1,659,054
3	RJAL	0.66	4.76%	1,137,760	744,693
4	JOCF	0.50	0.00%	867,180	441,934
5	JOIR	0.30	3.45%	859,259	257,778

Saudi Stock Exchange (Tadawul)

Market closed at 7,581.16 points down -0.48%, trading a volume of 737.2 million shares valued at 13,889.8 million SAR.

TASI General Index



Top Gainers

(By Price)		Close	% Change	Volume
1	Mubarrad	50.00	9.89%	1,399,169
2	SAICO	51.00	9.68%	2,077,144
3	Qassim Agriculture	26.00	6.78%	6,095,587
4	SASCO	21.85	5.30%	3,345,525
5	KEC	17.90	4.37%	15,273,117

Top Losers

(By Price)		Close	% Change	Volume
1	Glass	36.60	-6.87%	800,203
2	Wala'a Insuranc	25.80	-6.86%	5,195,086
3	Cables	20.85	-4.58%	10,999,051
4	YANSAB	53.75	-4.44%	4,243,728
5	Atheeb Telecom	18.80	-3.84%	17,386,230

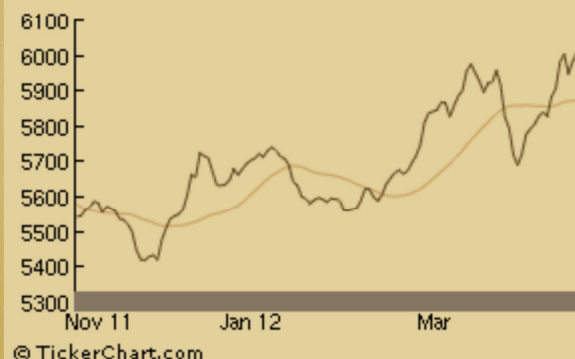
Most Active

(By Price)		Close	% Change	Volume	Amount
1	Dar Al Arkan	12.10	2.98%	185,199,220	2,273,357,364
2	Emaar	13.30	3.50%	114,857,187	1,568,428,702

Oman: Muscut Securities Market

Market closed at 5,970.32 points down -0.56%, trading a volume of 9.0 million shares valued at 2.5 million OMR.

MSM 30 General Index



Top Gainers

(By Price)		Close	% Change	Volume
1	UFCI	0.13	3.20%	1,807,288
2	GMPI	0.47	2.84%	156,591
3	SIHC	0.12	2.63%	78,800
4	ONIC	0.32	2.24%	2,167,646
5	ATMI	0.29	1.06%	235,043

Top Losers

(By Price)		Close	% Change	Volume
1	OFCI	0.12	-3.36%	596,400
2	CMII	0.06	-3.33%	230,400
3	RCCI	1.08	-2.88%	15,291
4	GFIC	0.11	-2.73%	336,436
5	TGII	0.09	-2.13%	75,716

Most Active

(By Price)		Close	% Change	Volume	Amount
1	ONIC	0.32	2.24%	2,167,646	693,019
2	UFCI	0.13	3.20%	1,807,288	233,700

UAE: Dubai Financial Market

Market closed at 1,650.20 points up 0.73%, trading a volume of 130.2 million shares valued at 230.2 million AED.

DFM General Index



© TickerChart.com

Top Gainers

(By Price)		Close	% Change	Volume
1	ALSALAMSUDAN	1.65	6.45%	231,686
2	AMAN	0.89	5.95%	7,586,161
3	SALAMA	0.75	3.45%	8,862,226
4	EMAAR	3.30	3.13%	29,183,381
5	TABREED	1.18	2.61%	8,938,645

Top Losers

(By Price)		Close	% Change	Volume
1	HITSTELEC	1.41	-6.00%	5,179,295
2	DARTAKAFUL	0.68	-3.16%	152,000
3	DEYAAR	0.38	-1.80%	2,706,557
4	AJMANBANK	0.83	-1.19%	230,042
5	TAMWEEL	1.18	-0.84%	16,611,387

Most Active

(By Price)		Close	% Change	Volume	Amount
1	EMAAR	3.30	3.13%	29,183,381	95,884,936
2	TAMWEEL	1.18	-0.84%	16,611,387	19,587,846

UAE: Abu Dhabi Securities Exchange

Market closed at 2,495.78 points down -0.18%, trading a volume of 37.9 million shares valued at 47.0 million AED.

ADSM General Index



© TickerChart.com

Top Gainers

(By Price)		Close	% Change	Volume
1	NCTH	6.79	9.87%	805
2	METHAQ	1.14	5.56%	671,804
3	ESHRAQ	0.33	3.13%	1,000,982
4	RAKPROP	0.39	2.63%	2,008,000
5	SIB	0.91	2.25%	175,630

Top Losers

(By Price)		Close	% Change	Volume
1	NMDC	9.50	-7.32%	3,199
2	GCIC	0.31	-6.06%	2,752,743
3	BOS	1.60	-4.76%	1,834
4	TAQA	1.31	-2.24%	30,498
5	ARKAN	0.94	-2.08%	36,000

Most Active

(By Price)		Close	% Change	Volume	Amount
1	ALDAR	1.11	1.83%	10,907,701	12,122,229
2	SOROUH	1.10	1.85%	7,541,152	8,313,208

Kuwait Securities Market

Market closed at 6,302.90 points up 0.61%, trading a volume of 460.3 million shares valued at 30.1 million KD.

KSE General Index



© TickerChart.com

Top Gainers

(By Price)		Close	% Change	Volume
1	INVESTORS	0.02	15.63%	55,840,000
2	ADNC	0.02	13.51%	19,200,000
3	MANAZEL	0.02	12.20%	24,160,000
4	MANAFAE	0.06	9.62%	1,360,000
5	ITHMR	0.03	8.33%	32,960,000

Top Losers

(By Price)		Close	% Change	Volume
1	SAFRE	0.02	-11.36%	80,000
2	ARKAN	0.07	-5.71%	880,000
3	HAYATCOMM	0.12	-4.84%	3,140,000
4	MUNTAZAHAT	0.05	-4.17%	80,000
5	GFC	0.02	-4.00%	240,000

Most Active

(By Price)		Close	% Change	Volume	Amount
1	INVESTORS	0.02	15.63%	55,840,000	994,240
2	MAYADEEN	0.02	2.27%	53,680,000	1,212,600

Qatar: Doha Securities Market

Market closed at 8,702.61 points up 0.74%, trading a volume of 14.5 million shares valued at 411.4 million QR.

DSM General Index



© TickerChart.com

Top Gainers

(By Price)		Close	% Change	Volume
1	QCFS	66.00	10.00%	2,096
2	KHCD	18.40	5.20%	2,712,822
3	DBIS	44.20	4.99%	1,486,213
4	GISS	25.80	4.12%	567,671
5	QMLS	46.00	4.07%	974,089

Top Losers

(By Price)		Close	% Change	Volume
1	UDCD	19.10	-3.05%	3,204,832
2	MCGS	30.90	-2.83%	126,987
3	QOIS	9.87	-2.18%	178,178
4	ERES	19.00	-1.76%	4,573
5	VFQS	8.55	-1.50%	395,611

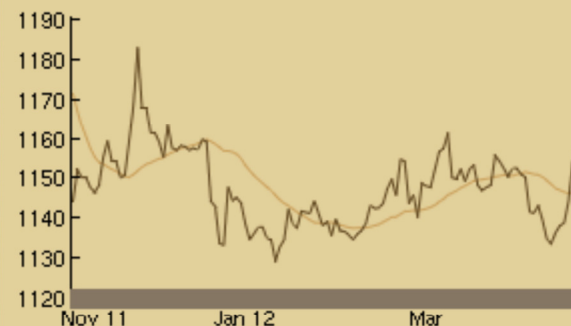
Most Active

(By Price)		Close	% Change	Volume	Amount
1	UDCD	19.10	-3.05%	3,204,832	61,635,606
2	KHCD	18.40	5.20%	2,712,822	49,783,677

Bahrain Stock Exchange

Market closed at 1,156.67 points down -0.23%, trading a volume of 0.8 million shares valued at 0.2 million BD.

BSE General Index



Top Gainers

(By Price)		Close	% Change	Volume
1	ITHMR	0.12	9.52%	291,000
2	NASS	0.14	2.14%	108,250

Top Losers

(By Price)		Close	% Change	Volume
1	INOVEST	0.26	-20.31%	145,554
2	BATELCO	0.48	-1.65%	50,000
3	ALBH	0.59	-0.84%	84,500

Most Active

(By Price)		Close	% Change	Volume	Amount
1	ITHMR	0.12	9.52%	291,000	12,616
2	INOVEST	0.26	-20.31%	145,554	13,993

Palestine Securities Exchange

Market closed at 470.58 points down -0.11%, trading a volume of 0.2 million shares valued at 0.2 million USD.

PSE General Index



Top Gainers

(By Price)		Close	% Change	Volume
1	PMHC	1.01	4.12%	300
2	PIIC	1.32	3.13%	400
3	BOP	3.16	1.28%	19,308
4	NIC	3.41	0.29%	170

Top Losers

(By Price)		Close	% Change	Volume
1	AQARIYA	0.61	-4.69%	1,500
2	JCC	1.07	-4.46%	61
3	AMB	0.80	-3.61%	3,524
4	PEC	1.25	-3.10%	350
5	PRICO	0.76	-2.56%	50,403

Most Active

(By Price)		Close	% Change	Volume	Amount
1	PRICO	0.76	-2.56%	50,403	54,717
2	PADICO	1.06	-0.93%	41,511	44,385

Egypt: Cairo & Alexandria Stock Exchange

Market closed at 4,829.12 points up 2.57%, trading a volume of 64.8 million shares valued at 217.3 million LE.

CASE 30 General Index



© TickerChart.com

Top Gainers

(By Price)		Close	% Change	Volume
1	SIMO	9.64	9.30%	12,625
2	NRPD	21.00	8.86%	145,013
3	ORWE	19.54	8.62%	58,021
4	TRTO	0.14	7.69%	264,186
5	NHPS	29.77	7.67%	1,855

Top Losers

(By Price)		Close	% Change	Volume
1	COSG	17.48	-9.66%	500
2	EITP	34.40	-4.71%	750
3	CERA	24.01	-1.07%	2,160
4	MBSC	49.73	-0.76%	1,237
5	MRCO	58.08	-0.65%	100

Most Active

(By Price)		Close	% Change	Volume	Amount
1	AMER	0.69	4.55%	11,346,315	7,873,437
2	PHDC	1.75	6.06%	10,403,459	18,166,223

Arab Markets Report
Sunday 22-04-2012



AWRAQ Investments
P.O. Box 925102 Amman 11110, Jordan
Tel: 962-6-550-3800 Fax: 962-6-5503801
research@awraq.com
www.awraq.com

NASDAQ Dubai Market

(By Price)		Close	% Change	Volume	Amount	
1	DPW	↑	11.65	1.30%	82,055	955,837

DISCLAIMER

Awraq Investments and its affiliates obtain information from sources they believe to be reliable, but do not warrant its accuracy or fitness for a particular purpose, and disclaim for themselves and their information providers all liability arising from the use.

The Information in this publication is provided in good faith for informational purposes only. The information provided is not offered as tax, legal, or investment advice, or an offer to buy or sell securities or otherwise. The information provided in this publication may be displayed and printed for your personal, non-commercial use only. You may not reproduce, re-transmit, distribute, disseminate, sell, publish, broadcast, or circulate the information in any form or media to anyone, without the expressed written consent of Awraq Investments.

Awraq Investments is not liable for any loss resulting from any action taken or reliance made by any person on any information or material posted by it. You should make your own inquiries and seek independent advice from relevant industry professionals before acting or relying on any information or material made available to you in this publication. You rely on this information at your own risk.