

### Jordan: Amman Stock Exchange

Market closed at 1,878.08 points down -0.02%, trading a volume of 6.5 million shares valued at 5.0 million JD.

### ASE General Free Float Index



### Top Gainers

(By Price)		Close	% Change	Volume
1	TAMR	0.20	5.26%	254,028
2	FATI	0.64	4.92%	32,630
3	JLGC	0.45	4.65%	2,795
4	JOPC	0.46	4.55%	200
5	APCT	0.23	4.55%	8,150

### Sector Summary

		Close	%Change
GENERAL	↓	1,878	-0.02%
FINANCIAL	↓	2,319	-0.03%
SERVICES	↑	1,532	0.19%
INDUSTRY	↓	2,083	-0.25%

### ASE General Weighted Index



### Top Losers

(By Price)		Close	% Change	Volume
1	ARED	0.05	-16.67%	25,000
2	IEAI	0.08	-11.11%	27,700
3	JNCC	0.17	-5.56%	16,992
4	HIPR	0.57	-5.00%	1,285
5	DRKM	0.39	-4.88%	250,474

### Most Active

(By Price)		Close	% Change	Volume	Amount
1	REDV	0.27	0.00%	966,206	252,959
2	JNTH	0.89	2.30%	882,317	781,302
3	SPIC	0.30	-3.23%	403,689	123,592
4	JOCF	0.36	-2.70%	379,889	138,192
5	IENG	1.23	1.65%	306,026	374,012

### Saudi Stock Exchange (Tadawul)

Market closed at 6,727.83 points down -0.93%, trading a volume of 289.7 million shares valued at 5,671.5 million SAR.

### TASI General Index



### Top Gainers

(By Price)		Close	% Change	Volume
1	SAICO	40.70	10.00%	763,870
2	ACIG	30.30	9.78%	2,550,504
3	Allianz SF	98.25	8.86%	1,225,410
4	Al-Ahlia	36.60	7.02%	2,046,345
5	SABB Takaful	32.00	6.31%	2,325,076

### Top Losers

(By Price)		Close	% Change	Volume
1	Qassim Agriculture	15.95	-4.20%	11,803,163
2	Enaya	56.25	-3.43%	3,766,634
3	Anaam Holding	58.50	-2.90%	461,255
4	SABIC	89.50	-2.72%	5,652,040
5	Takween	39.90	-2.68%	778,662

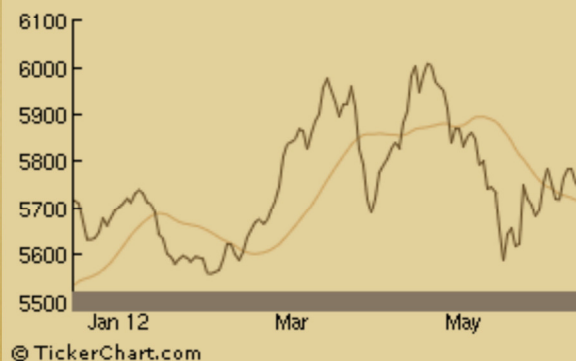
### Most Active

(By Price)		Close	% Change	Volume	Amount
1	Dar Al Arkan	9.65	1.58%	44,141,195	426,014,310
2	Al Inma Bank	12.25	-1.61%	34,193,961	421,144,340

### Oman: Muscut Securities Market

Market closed at 5,714.11 points down -0.51%, trading a volume of 28.0 million shares valued at 4.9 million OMR.

### MSM 30 General Index



### Top Gainers

(By Price)		Close	% Change	Volume
1	MHAS	17.00	2.66%	60,635

### Top Losers

(By Price)		Close	% Change	Volume
1	OHTS	2.45	-8.92%	2,000
2	OUIS	0.16	-3.13%	43,400
3	DBIH	0.04	-2.78%	84,270
4	ONIC	0.26	-2.64%	123,545
5	APBS	0.37	-2.37%	115,000

### Most Active

(By Price)		Close	% Change	Volume	Amount
1	BKNZ	0.11	-0.90%	23,333,367	2,562,363
2	BKSB	0.15	-0.66%	408,920	61,747

### UAE: Dubai Financial Market

Market closed at 1,468.82 points down -0.96%, trading a volume of 77.5 million shares valued at 87.6 million AED.

### DFM General Index



© TickerChart.com

### Top Gainers

(By Price)		Close	% Change	Volume
1	ALMADINA	0.80	5.13%	1,000
2	AJMANBANK	0.81	1.00%	461,027
3	TAKAFUL-EM	0.56	0.36%	305,921
4	SHUAA	0.66	0.30%	35,920

### Top Losers

(By Price)		Close	% Change	Volume
1	ALSALAMSUDAN	1.42	-6.58%	8,910
2	EKTITAB	1.05	-3.67%	282,500
3	GULFNAV	0.26	-3.03%	3,310,150
4	GFH	0.53	-2.75%	6,727,594
5	DIC	0.67	-2.63%	918,258

### Most Active

(By Price)		Close	% Change	Volume	Amount
1	TABREED	1.27	-1.55%	16,652,102	21,013,766
2	TAMWEEL	1.21	-0.82%	12,272,698	14,690,476

### UAE: Abu Dhabi Securities Exchange

Market closed at 2,447.57 points down -0.64%, trading a volume of 29.4 million shares valued at 47.7 million AED.

### ADSM General Index



© TickerChart.com

### Top Gainers

(By Price)		Close	% Change	Volume
1	WATANIA	1.03	1.98%	1,000
2	SCIDC	0.74	1.37%	50,000
3	BILDICO	0.76	1.33%	18,860
4	ADCB	3.15	0.96%	96,047
5	ADIB	3.10	0.65%	45,000

### Top Losers

(By Price)		Close	% Change	Volume
1	NBQ	1.68	-9.68%	15,000
2	SOROUH	1.02	-3.77%	9,458,304
3	WAHA	0.55	-3.51%	81,128
4	ALDAR	1.10	-3.51%	8,464,208
5	SIB	0.84	-3.45%	86,830

### Most Active

(By Price)		Close	% Change	Volume	Amount
1	SOROUH	1.02	-3.77%	9,458,304	9,671,621
2	ALDAR	1.10	-3.51%	8,464,208	9,319,895

### Kuwait Securities Market

Market closed at 6,016.70 points down -0.92%, trading a volume of 176.8 million shares valued at 14.2 million KD.

### KSE General Index



### Top Gainers

(By Price)		Close	% Change	Volume
1	KSHC	0.03	8.16%	46,350
2	NAFAIS	0.11	8.16%	550
3	HAYATCOMM	0.12	7.41%	74,000
4	STRATEGIA	0.08	7.04%	50
5	BIHC	0.07	6.56%	1,000

### Top Losers

(By Price)		Close	% Change	Volume
1	LOGISTICS	0.23	-16.36%	1,395,234
2	ARIG	0.11	-14.93%	2,000
3	THURAYA	0.10	-8.33%	80,000
4	MASHAER	0.25	-8.15%	1,518,619
5	ALAMAN	0.03	-8.06%	1,534,900

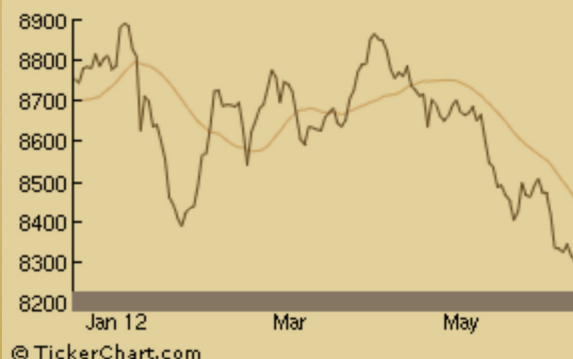
### Most Active

(By Price)		Close	% Change	Volume	Amount
1	GFH	0.04	-2.74%	58,245,200	2,083,949
2	ITHMR	0.04	-6.49%	20,297,608	732,729

### Qatar: Doha Securities Market

Market closed at 8,280.58 points down -0.42%, trading a volume of 8.6 million shares valued at 250.5 million QR.

### DSM General Index



### Top Gainers

(By Price)		Close	% Change	Volume
1	GWCS	44.40	9.09%	1,026,227
2	AKHI	43.55	4.94%	164,890
3	DOHI	27.20	4.62%	19,004
4	ZHCD	57.80	4.14%	23,353
5	NLCS	40.10	1.26%	14,442

### Top Losers

(By Price)		Close	% Change	Volume
1	QGMD	13.00	-5.11%	1,089,073
2	MCCS	91.50	-3.68%	1,708
3	QOIS	10.90	-2.68%	1,055,115
4	QCFS	66.00	-2.22%	2,675
5	DHBK	55.50	-1.60%	51,740

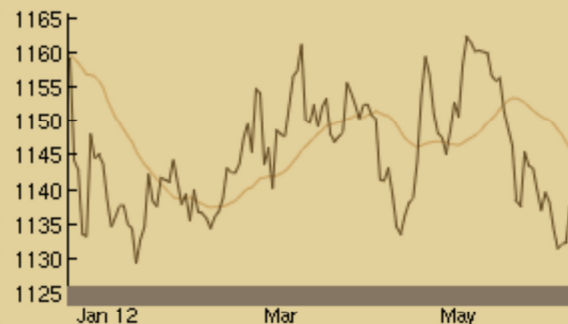
### Most Active

(By Price)		Close	% Change	Volume	Amount
1	KHCD	26.20	-0.95%	1,130,823	29,713,517
2	QGMD	13.00	-5.11%	1,089,073	13,979,675

### Bahrain Stock Exchange

Market closed at 1,134.60 points down -0.04%, trading a volume of 1.0 million shares valued at 0.2 million BD.

### BSE General Index



### Top Gainers

(By Price)		Close	% Change	Volume
1	BATELCO	0.48	0.42%	63,821

### Top Losers

(By Price)		Close	% Change	Volume
1	BBK	0.38	-1.55%	140,000

### Most Active

(By Price)		Close	% Change	Volume	Amount
1	KHCB	0.04	0.00%	290,000	10,688
2	SALAM	0.04	0.00%	211,855	8,344

### Palestine Securities Exchange

Market closed at 449.08 points up 0.32%, trading a volume of 0.4 million shares valued at 0.7 million USD.

### PSE General Index



### Top Gainers

(By Price)		Close	% Change	Volume
1	ABRAJ	0.98	4.26%	110
2	AMB	0.85	2.41%	76,546
3	PADICO	0.96	2.13%	37,650
4	ISBK	0.81	1.25%	1,500
5	WATANIYA	1.13	0.89%	5,299

### Top Losers

(By Price)		Close	% Change	Volume
1	ARE	0.39	-4.88%	1,000
2	AIB	0.71	-4.05%	12,351
3	LADAEN	0.34	-2.86%	200
4	GCOM	0.37	-2.63%	31,100
5	RSR	2.80	-1.75%	5,000

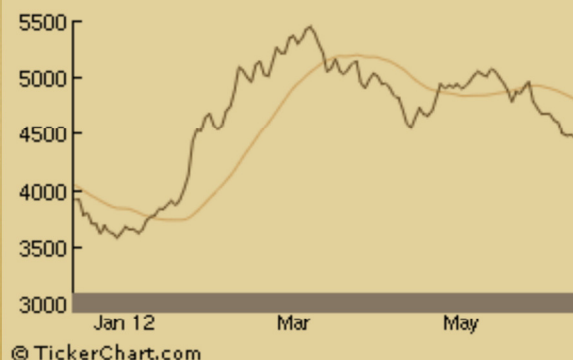
### Most Active

(By Price)		Close	% Change	Volume	Amount
1	PRICO	0.72	0.00%	204,530	207,554
2	AMB	0.85	2.41%	76,546	64,289

### Egypt: Cairo & Alexandria Stock Exchange

Market closed at 4,448.84 points up 1.24%, trading a volume of 41.6 million shares valued at 145.2 million LE.

### CASE 30 General Index



### Top Gainers

(By Price)		Close	% Change	Volume
1	OTMT	1.29	9.32%	6,289,635
2	MHOT	30.99	6.86%	142
3	RTVC	1.73	6.13%	552,685
4	GTWL	8.07	5.49%	100
5	GGCC	14.95	4.91%	42,167

### Top Losers

(By Price)		Close	% Change	Volume
1	ANFI	7.84	-4.97%	700
2	PHAR	30.50	-3.82%	763
3	BTFH	11.03	-3.50%	1,551
4	EMOB	119.92	-2.97%	2,723
5	AIVC	0.34	-2.86%	683,209

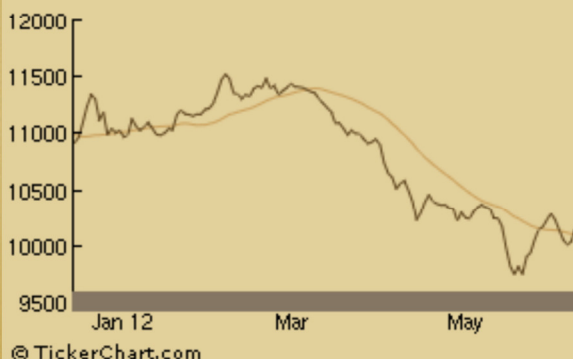
### Most Active

(By Price)		Close	% Change	Volume	Amount
1	PHDC	1.54	1.32%	8,146,899	12,569,023
2	OTMT	1.29	9.32%	6,289,635	8,109,943

### Morocco: Casablanca Stock Exchange

Market closed at 10,207.99 points up 0.63%, trading a volume of 1.0 million shares valued at 442.4 million MAD.

### Casablanca General Index



### Top Gainers

(By Price)		Close	% Change	Volume
1	DWAY	247.90	5.00%	1
2	HPS	348.50	4.50%	17
3	SRM	467.00	3.78%	1
4	ADH	69.00	3.54%	266,462
5	SNA	36.76	3.26%	139

### Top Losers

(By Price)		Close	% Change	Volume
1	UMR	164.40	-11.61%	10
2	ALM	1,627.00	-5.68%	183
3	FBR	235.05	-5.60%	19
4	SMI	3,180.00	-4.22%	78
5	CMT	1,680.00	-3.84%	1,045

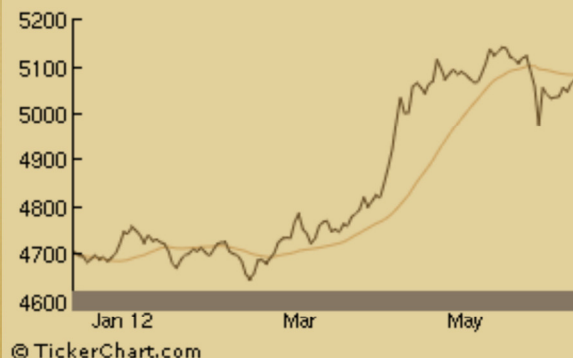
### Most Active

(By Price)		Close	% Change	Volume	Amount
1	BCI	830.00	-0.60%	400,664	344,560,723
2	ADH	69.00	3.54%	266,462	18,196,195

### Tunisia: Bourse de Tunis

Market closed at 4,990.65 points down -1.08%, trading a volume of 0.6 million shares valued at 5.8 million TND.

### Tunisia General Index



### Top Gainers

(By Price)		Close	% Change	Volume
1	SCB	8.57	0.82%	2,374
2	CIL	17.50	0.57%	304
3	UIB	18.38	0.49%	6,806
4	TLAIT	4.20	0.48%	383

### Top Losers

(By Price)		Close	% Change	Volume
1	STEQ	8.57	-4.67%	20
2	AMS	13.73	-4.65%	69,333
3	ASSAD	10.45	-4.57%	11,542
4	GL	39.54	-4.49%	5,589
5	LSTR	18.40	-3.16%	17,777

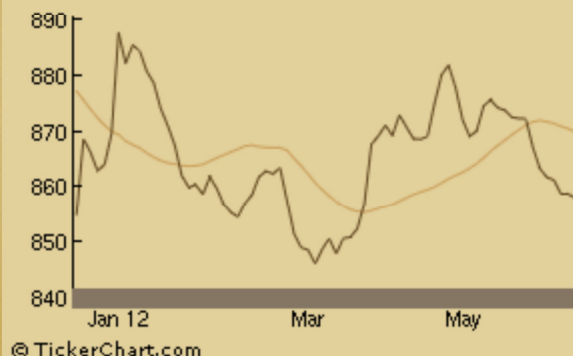
### Most Active

(By Price)		Close	% Change	Volume	Amount
1	SOMOC	2.80	-2.10%	103,917	288,217
2	SOPAT	4.17	-2.80%	84,778	359,003

### Damascus Securities Exchange

Market closed at 855.72 points down -0.27%, trading a volume of 9,637 shares valued at 1.3 million SYP.

### DSE General Index



### Top Gainers

(By Price)		Close	% Change	Volume
------------	--	-------	----------	--------

### Top Losers

(By Price)		Close	% Change	Volume
1	BASY	124.50	-90.00%	500
2	QNBS	358.50	-0.98%	485
3	BOJS	86.75	-0.95%	2,335
4	SGB	79.50	-0.93%	2,000
5	SIIB	98.00	-0.76%	3,170

### Most Active

(By Price)		Close	% Change	Volume	Amount
1	SIIB	98.00	-0.76%	3,170	310,660
2	BOJS	86.75	-0.95%	2,335	202,561

**Beirut Stock Exchange Top Gainers**

(By Price)		Close	% Change	Volume

**Beirut Stock Exchange Top Losers**

(By Price)		Close	% Change	Volume
1	SOLA	↓ 12.92	-2.20%	16,017
2	BYB	↓ 1.55	-1.27%	26,167

**Beirut Stock Exchange Most Active**

(By Price)		Close	% Change	Volume	Amount
1	BYB	↓ 1.55	-1.27%	26,167	40,569
2	SOLA	↓ 12.92	-2.20%	16,017	208,082

**NASDAQ Dubai Market**

(By Price)		Close	% Change	Volume	Amount
1	DPW	↓ 10.16	-0.88%	46,175	467,987

## **DISCLAIMER**

Awraq Investments and its affiliates obtain information from sources they believe to be reliable, but do not warrant its accuracy or fitness for a particular purpose, and disclaim for themselves and their information providers all liability arising from the use.

The Information in this publication is provided in good faith for informational purposes only. The information provided is not offered as tax, legal, or investment advice, or an offer to buy or sell securities or otherwise. The information provided in this publication may be displayed and printed for your personal, non-commercial use only. You may not reproduce, re-transmit, distribute, disseminate, sell, publish, broadcast, or circulate the information in any form or media to anyone, without the expressed written consent of Awraq Investments.

Awraq Investments is not liable for any loss resulting from any action taken or reliance made by any person on any information or material posted by it. You should make your own inquiries and seek independent advice from relevant industry professionals before acting or relying on any information or material made available to you in this publication. You rely on this information at your own risk.