

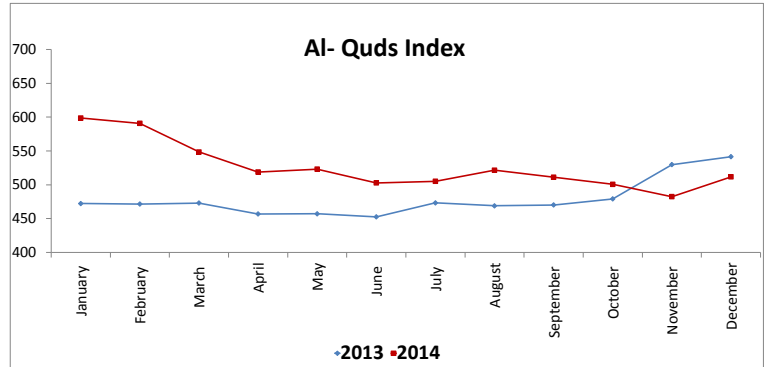
بورصة فلسطين

22/1/2015

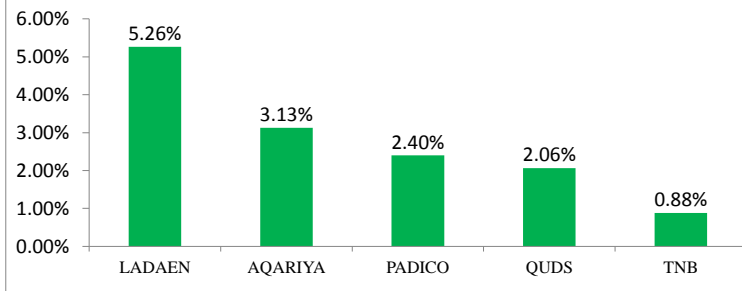
الشركات المنخفضة Declining Stocks	الشركات المرتفعة Advanced Stocks	الشركات المتداولة Companies Traded	مؤشر القدس Al-Quds Index	عدد الصفقات Number of Trades	قيمة الأسهم المتداولة Value of Traded Shares (USD)	عدد الأسهم المتداولة Number of Traded Shares
8	6	21	▲ 505.14 (0.25%)	236	1,018,695	484,677

News and Disclosures

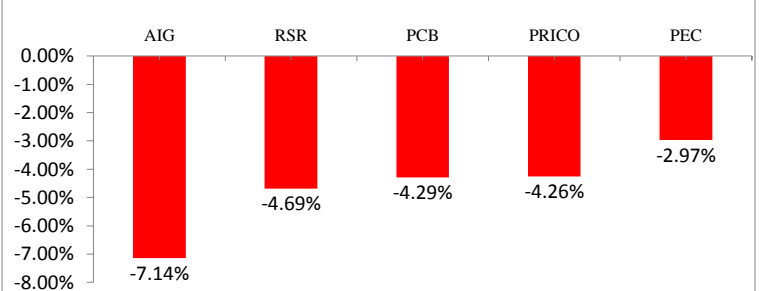
The overall Wholesale Price Index (WPI) in Palestine with its base year (2007=100) reached 122.14 in 2014, which indicates an increase by 1.48% compared to 2013. Prices of Wholesale Price Index for 2014 increased due to the increase in the prices of Agriculture goods by 1.90%, Manufacturing group by 1.41%, and Fishing by 3.26%, while the prices of Mining and quarrying decreased by 6.97%. The prices of imported products increased by 2.52%, and the price of local products increased by 0.84%.



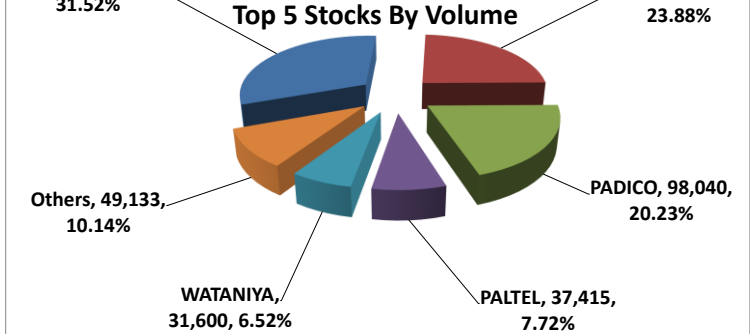
الشركات الأكثر ارتفاعا
Top gainers



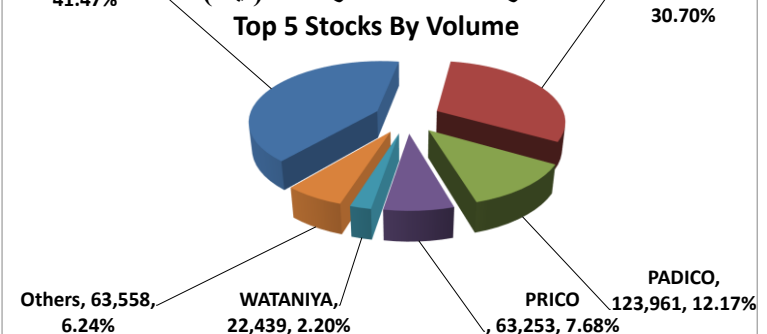
الشركات الأكثر انخفاضاً
Top losers



الشركات الخمسة الأكثر نشاطاً (حجم)
Top 5 Stocks By Volume



الشركات الخمسة الأكثر نشاطاً (قيمة)
Top 5 Stocks By Value



الرمز Symbol	العملة Currency	سعر الاغلاق Close Price	التغير Change	عدد الأسهم المتداولة Volume	قيمة الأسهم المتداولة Value (USD)	القيمة السوقية Market Cap. (USD)
PALTEL	JOD	5.90	0.00%	37,415	312,697	1,058,197,990
BOP	USD	2.81	0.36%	152,769	422,436	449,600,000
PADICO	USD	1.28	2.40%	98,040	123,961	320,000,000
WATANIYA	USD	0.74	0.00%	31,600	22,439	190,920,000
TNB	USD	1.15	0.88%	178	205	81,613,437
APIC	USD	1.10	0.00%	19,471	21,418	66,000,000
ISBK	USD	1.19	0.00%	1,641	1,953	59,500,000
PEC	USD	0.98	-2.97%	4,390	4,357	58,800,000
BPC	USD	3.15	0.00%	3,000	9,450	58,283,899
PIBC	USD	1.00	0.00%	0	0	55,000,000