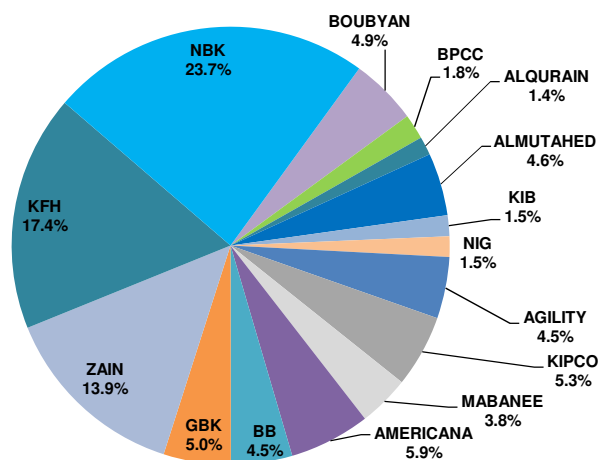


KUWAIT 15 INDEX Daily Bulletin

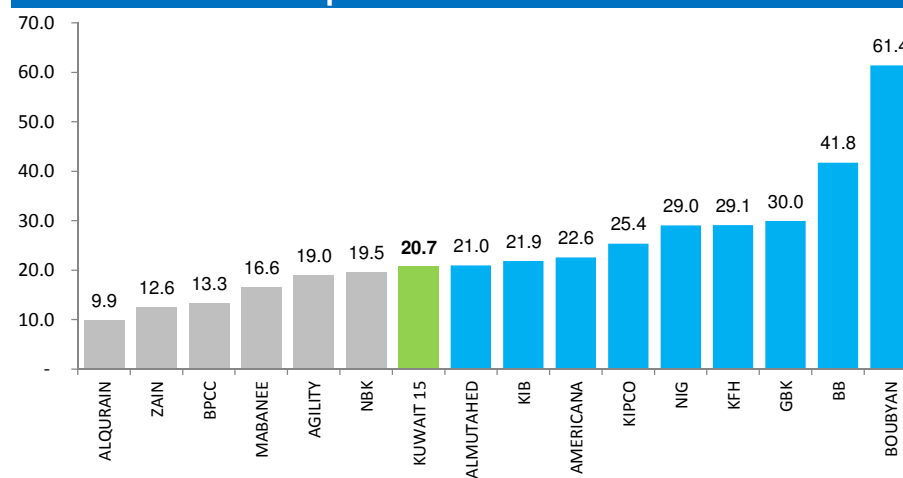
15-Jul-14

	Kuwait 15 Index Constituents	Closing Price			Market Capitalization			Valuation Multiples				YTD-14 Price Return	YTD-14 Trading Indicators	
		KWD	Chg. (KWD)	D-T-D Return	KWD Mln	Weight in Kuwait 15	Weight in KSE	P/E (X)	P/BV (X)	Yield	Beta		Turnover (Mln Shrs)	Value (KWD Mln)
=	National Bank of Kuwait	0.980	0.000	0.00%	4,704	23.7%	14.7%	19.5	1.90	2.9%	1.48	9.7%	339.4	329.1
▼	Kuwait Finance House	0.800	(0.010)	(1.23%)	3,465	17.4%	10.9%	29.1	2.03	1.4%	1.50	7.0%	351.5	294.0
▼	ZAIN	0.640	(0.010)	(1.54%)	2,766	13.9%	8.7%	12.6	1.87	7.0%	1.61	14.9%	277.9	183.8
=	Kuwait Food Co. (Americana)	2.940	0.000	0.00%	1,182	5.9%	3.7%	22.6	3.31	2.8%	0.81	14.6%	11.5	31.0
▲	Kuwait Projects Co. (Holding)	0.720	0.020	2.86%	1,061	5.3%	3.3%	25.4	1.97	2.6%	1.59	7.7%	154.0	110.0
▼	Boubyan Bank	0.500	(0.010)	(1.96%)	983	4.9%	3.1%	61.4	3.62	0.0%	1.48	5.9%	39.2	21.0
▼	Gulf Bank	0.340	(0.005)	(1.45%)	987	5.0%	3.1%	30.0	2.02	0.0%	0.89	6.7%	124.2	45.5
▼	United Ahli Bank	0.640	(0.020)	(3.03%)	916	4.6%	2.9%	21.0	3.02	2.6%	1.03	14.4%	30.2	21.6
▼	Agility	0.780	(0.030)	(3.70%)	900	4.5%	2.8%	19.0	0.99	4.6%	1.91	5.2%	261.3	200.0
=	Burgan Bank	0.520	0.000	0.00%	903	4.5%	2.8%	41.8	1.88	1.2%	1.34	4.5%	231.0	127.4
=	Mabane Co.	1.020	0.000	0.00%	754	3.8%	2.4%	16.6	3.10	2.3%	1.40	18.6%	58.7	64.8
=	Boubyan Petrochemical Co.	0.750	0.000	0.00%	364	1.8%	1.1%	13.3	1.27	5.9%	1.38	9.5%	34.7	25.4
▼	Kuwait International Bank	0.295	(0.005)	(1.67%)	306	1.5%	1.0%	21.9	1.37	2.1%	1.46	6.3%	74.1	22.5
▼	National Industries Group (Holding)	0.224	(0.004)	(1.75%)	305	1.5%	1.0%	29.0	0.71	0.0%	1.99	2.4%	226.3	55.7
▲	Qurain Petrochemical Industries Co.	0.248	0.004	1.64%	273	1.4%	0.9%	9.9	0.90	3.9%	1.15	9.1%	75.4	18.6
Subtotal- Kuwait 15 Index		1,167.56	-9.04	-0.77%	19,867	100%	62%	20.7	1.89	2.87%		9.1%	2,289	1,550
Remaining of the Market					12,059		38%	17.6	0.99	3.38%		5.6%	27,621	1,982

Kuwait 15 Index Components Market Cap Weight



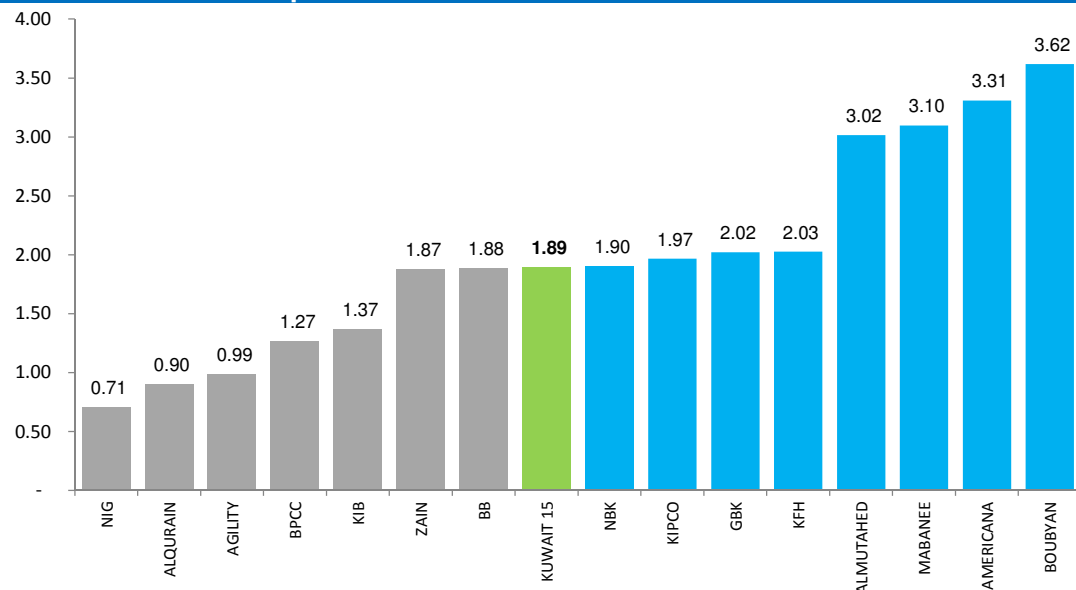
Kuwait 15 Index Components P/E



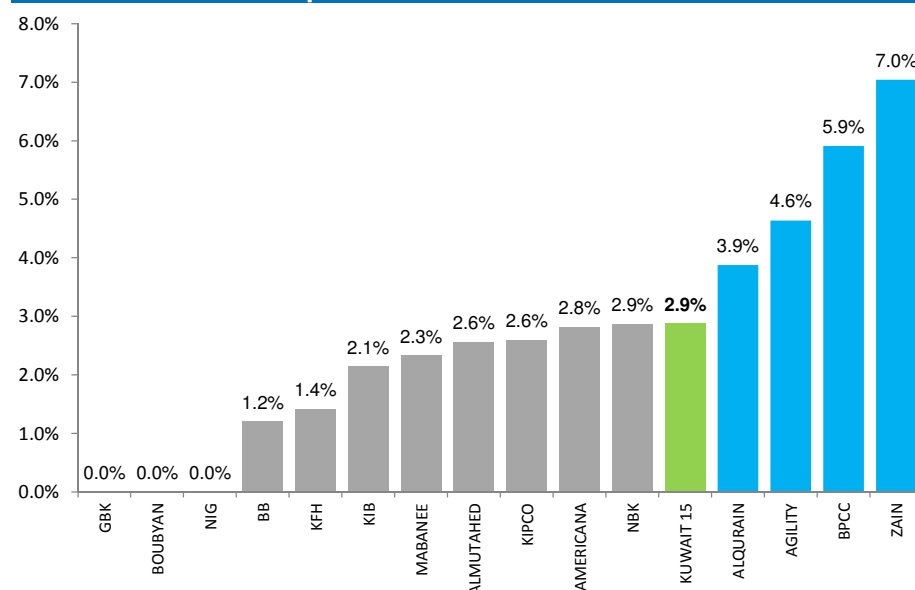
KUWAIT 15 INDEX Daily Bulletin

15-Jul-14

Kuwait 15 Index Components P/BV



Kuwait 15 Index Components Dividend Yield



Disclaimer: This document and material contained herewith have been produced, compiled, and issued by KIPCO Asset Management Company KSC Closed (KAMCO). The Company has obtained the information used in this document from sources it believes to be reliable, but the issuer does not guarantee, neither its accuracy nor completeness, nor provides an independent verification of the material contained therein. KAMCO may, from time to time to the extent permitted by law, participate or invest in other financing transactions with the issuers of the securities, perform services for or solicit business from such issuer and/or have a position or effect transactions in the securities or options thereof. KAMCO may, to extent permitted by the applicable Kuwaiti law or other applicable laws and regulations, effect transactions in the securities before this material is published to recipients. The opinions and estimates expressed herein are those of the issuer and subject to change at any time without any prior notice. Accordingly, no representation or warranty, expressed or implied, is made as to and no reliance should be placed on the fairness, accuracy, completeness or correctness of the information and opinions contained in this document. KAMCO accepts no liability for any loss arising from the use of this document or its contents or otherwise arising in connection therewith. This document should not be relied upon or used in substitution for the exercise of sound judgment. KAMCO shall have no responsibility or liability whatsoever in respect of any inaccuracy in or omission from this or any other document prepared by KAMCO for, or sent by KAMCO to any entity, and any such entity shall be responsible for conducting its own scrutiny, investigation, and analysis of the information contained or referred to in this document and of evaluating the merits and risks involved in the securities forming the subject matter of this or other such document.

Opinions and estimates constitute KAMCO's judgment and are subject to change without prior notice. Past performance is not an indicator of future results. This document does not constitute an offer or invitation to subscribe for or purchase any securities, and neither this document nor anything contained herein shall form the basis of any contract or commitment whatsoever. This document is not an offer to sell or a solicitation to buy any securities. It is being furnished to the reader solely for his/her information and may not be redistributed inside Kuwait or by any jurisdiction outside Kuwait where this action is restricted by law. Entities who receive this report should make themselves aware of and adhere to any such restrictions. By accepting receipt of this report, the reader agrees to be bound by the foregoing limitations.