

Amman Stock Exchange (ASE) Daily Market Report July 23rd, 2014

Market Summary:

Trading value for Tuesday 22/07/2014 reached JOD (3.4) million. (4.0) million shares were traded through (1,976).

The shares price index closed at (2120) point, an increase of (0.42) percent.

The shares of (118) companies were traded, the shares prices of (46) companies rose, and the shares prices of (34) declined.

Source: Amman Stock Exchange (ASE)

Economic News

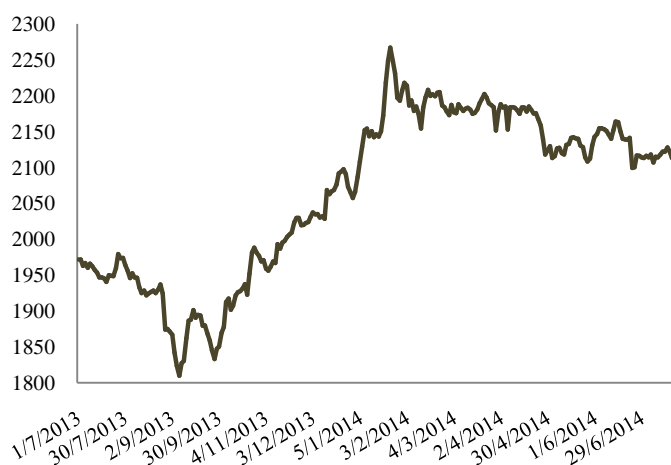
• Jordan trade deficit rise by 6.1% end of May

Jordan's trade deficit rose by 6.1 percent by the end of May this year, standing at JOD 4.26 billion, compared to JOD 4.01 billion in the same period of last year. According to data issued by the Department of Statistics (DoS), overall exports which include national exports and re-exported goods, rose by 6.8 percent, reaching JOD 2.43 billion, compared to JOD 2.28 billion in the same period. The value of national exports also rose by 9.6 percent to JOD 2.11 billion while re-exported goods declined by 8.6 percent to JOD 326 million.

• Remittances from Jordanians expatriates reach USD1.85bn in 6 months

Remittances from Jordanian expatriates had increased by 3.1 percent by the end of June this year, standing at USD 1.85 billion compared with USD 1.79 billion during the same period last year, according to the Central Bank of Jordan (CBJ). A statement by the CBJ said that expatriates' remittances increased for the sixth consecutive month this year. It added that the total remittances increased by 0.5 percent in June, standing at USD 359 million.

Free Float Index



Source: Amman Stock Exchange (ASE)

Figure 1: Top Gainers

	Close Price	Change
REDV	0.17	6.25%
CARD	0.19	5.56%
SALM	2.1	5.00%
IDMC	0.44	4.76%
SANA	0.89	4.71%

Source: Amman Stock Exchange (ASE)

Figure 2: Top losers

	Close Price	Change
ARSI	0.14	-6.67%
JITC	1.16	-4.92%
SFWA	1.75	-4.89%
IENG	0.44	-4.35%
JNCC	0.22	-4.35%

Figure 3: Top Companies by Value Traded

	Closing price	Value Traded
MSKN	0.61	437,505
ATTA	1.20	256,218
SPIC	1.06	254,099
JOIR	0.41	228,454
AHLI	1.3	225,224

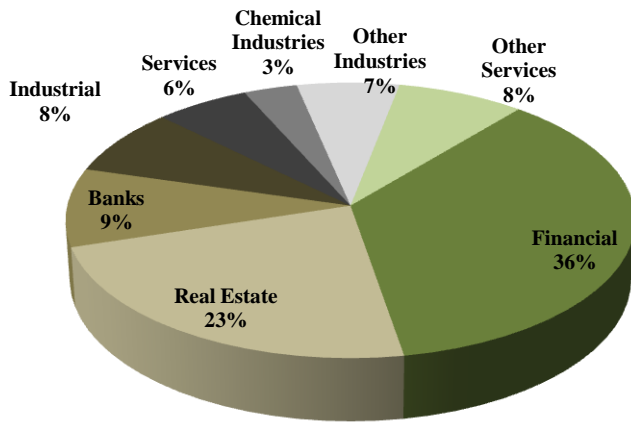
Source: Amman Stock Exchange (ASE)

Figure 4: Top Companies by Trading Volume

	Closing price	Trading Volume
MSKN	0.61	741,500
JOIR	0.41	563,246
SHRA	0.76	246,382
SPIC	1.06	240,250
JNTH	1.03	218,230

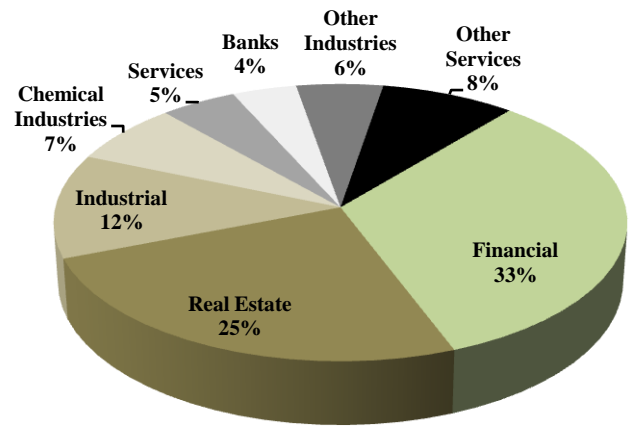
Source: Amman Stock Exchange (ASE)

Figure 5: Value Traded



Source: Amman Stock Exchange (ASE)

Figure 5: Trading Volume



Source: Amman Stock Exchange (ASE)

Figure 6: Regional Markets Indices

	Index Close	% Change	Year to Date
KSA	10025.14	2.74%	16.50%
Dubai	4678.72	-0.99%	34.74%
Abu Dhabi	4977.22	-0.21%	14.18%
Egypt	8563.06	1.07%	25.72%
Qatar	13258.42	1.27%	25.73%
Kuwait	7096.98	0.36%	-6.01%
Oman	7183.95	0.03%	4.53%
Lebanon	1192.03	-0.35%	3.29%

Source: Bloomberg

Figure 7: International Markets Indices

	Index Close	% Change	Year to Date
S&P 500	1983.53	0.50%	8.27%
Dow Jones	17113.54	0.36%	4.09%
Nasdaq	4456.02	0.70%	7.55%
London	3619.19	0.97%	0.65%
Nikkei 225	15343.28	0.83%	-3.56%

Source: Bloomberg

Figure 8: Banks Listed on the Amman Stock Exchange (ASE)

	Company Name	Market Cap (Million)	Capital (Million)	Closing price	Change in price	P/E	P/BV	Div. Yield	Trailing EPS	ROA	ROE	Latest F.S
ARBK	Arab Bank	4,687.81	569.60	8.23	-0.24%	55.48	1.21	3.42%	0.15	1.37%	8.62%	Q1 2014
THBK	The Housing Bank for Trade and Finance	2,293.20	252.00	9.10	0.55%	73.31	2.11	3.30%	0.12	1.70%	11.67%	Q1 2014
BOJX	Bank of Jordan	383.10	155.10	2.47	-	36.86	1.25	6.07%	0.07	1.96%	13.23%	Q1 2014
JOKB	Jordan Kuwait Bank	367.00	100.00	3.67	-	34.05	0.87	5.45%	0.11	1.67%	10.40%	Q1 2014
JOIB	Jordan Islamic Bank	431.25	125.00	3.45	-	41.34	1.62	4.35%	0.08	1.26%	16.01%	Q1 2014
CABK	Cairo Amman Bank	291.00	100.00	2.91	2.11%	27.91	1.06	5.84%	0.10	1.88%	15.47%	Q1 2014
AHLI	Jordan National Bank	214.50	165.00	1.30	-	31.53	0.74	4.62%	0.04	1.01%	9.46%	Q1 2014
EXFB	Capital Bank Of Jordan	259.05	165.00	1.57	0.64%	24.44	0.82	6.37%	0.06	2.25%	13.25%	Q1 2014
UBSI	Union Bank	173.80	110.00	1.58	0.64%	32.80	0.67	3.80%	0.05	1.09%	8.31%	Q1 2014
SGBJ	Société Générale de Banque - Jordanie	89.00	100.00	0.89	-	44.41	0.78	0.00%	0.02	1.23%	7.07%	Q1 2014
AJIB	Arab Jordan Investment Bank	162.00	100.00	1.62	-	40.39	1.08	8.02%	0.04	1.36%	10.39%	Q1 2014
INVB	Jordan Investment and Finance Bank	138.00	100.00	1.38	-1.43%	62.63	0.97	5.07%	0.02	1.13%	6.27%	Q1 2014
ABCO	Arab Banking Corporation / (Jordan)	112.20	110.00	1.02	-	36.89	0.82	8.91%	0.03	1.25%	9.01%	Q1 2014
JDIB	Jordan Dubai Islamic Bank	83.00	100.00	0.83	-1.19%	190.51	0.64	0.00%	0.00	0.16%	0.67%	Q1 2014
JCBK	Jordan Commercial Bank	110.00	100.00	1.10	-	61.50	0.94	0.00%	0.02	0.68%	6.14%	Q1 2014

Source: Companies Financials & Bloomberg

Figure 9: Highest Market Capitalization listed on the ASE

	Company Name	Market Cap (Million)	Capital (Million)	Closing price	Change in price	P/E	P/BV	Div. Yield	Trailing EPS	ROA	ROE	Latest F.S
APOT	Arab Potash	2,165.43	83.32	25.99	-	93.60	2.38	5.77%	0.28	9.15%	10.30%	Q1 2014
JTEL	Jordan Telecommunications	770.00	250.00	3.08	1.32%	14.89	2.04	0.00%	0.21	33.17%	55.86%	Q1 2014
JOPH	Jordan Phosphate Mines	511.50	75.00	6.82	0.89%	197.11	0.66	0.00%	0.03	0.92%	1.35%	Q1 2014
JOEP	Jordan Electric Power	214.70	75.60	2.84	-1.39%	21.53	2.71	2.64%	0.13	-3.85%	-32.47%	Q1 2014
JOPT	Jordan Petroleum Refinery	180.80	40.00	4.52	1.35%	6.40	1.45	0.00%	0.71	1.71%	24.75%	FY 2014
EICO	Al-Eqbal Investment Company	322.50	25.00	12.90	3.20%	54.92	6.88	7.75%	0.23	26.29%	41.59%	Q1 2014
NCCO	Northern Cement	160.60	55.00	2.92	-	36.28	2.33	3.39%	0.08	22.55%	26.50%	Q1 2014
JOCM	Jordan Cement Factories	71.32	60.44	1.18	-	N/A	0.84	0.00%	-0.08	-9.75%	-20.67%	Q1 2014
RJAL	Alia-The Royal Jordanian Airlines	36.28	84.37	0.43	-	N/A	0.87	0.00%	-0.12	-2.07%	-24.32%	Q3 2013
MANE	Afaq For Energy Company	310.20	110.00	2.82	0.71%	63.30	2.28	4.26%	0.04	7.68%	14.68%	Q1 2014
ZARA	Zara Investments	87.47	148.26	0.59	-	N/A	0.47	0.00%	-0.01	-2.12%	-2.89%	Q1 2014
AIEI	Arab International for Education and Investment	181.85	40.50	4.49	0.22%	25.69	1.87	6.68%	0.17	25.52%	30.17%	Q1 2014
MDTR	Mediterranean Tourism Investment	99.90	45.00	2.22	-	180.84	2.04	2.70%	0.01	4.15%	4.42%	Q1 2014
JDFS	Jordanian Duty Free Shops	108.75	7.50	14.50	-	28.21	3.48	6.90%	0.51	37.14%	46.56%	Q1 2014
JOST	Jordan Steel	23.10	35.00	0.66	-	N/A	0.55	0.00%	-0.03	-4.26%	-8.71%	Q1 2014
DADI	Dar Al Dawa Development and Investment	65.75	25.00	2.63	-0.38%	35.18	1.16	3.80%	0.07	6.94%	13.40%	Q1 2014

Source: Companies Financials & Bloomberg

Disclaimer

Awraq Investments and its affiliates obtain information from sources they believe to be reliable, but do not warrant its accuracy or fitness for a particular purpose, and disclaim for themselves and their information providers all liability arising from the use.

The Information in this publication is provided in good faith for informational purposes only. The information provided is not offered as tax, legal, or investment advice, or an offer to buy or sell securities or otherwise. The information provided in this publication may be displayed and printed for your personal, non-commercial use only. You may not reproduce, re-transmit, distribute, disseminate, sell, publish, broadcast, or circulate the information in any form or media to anyone, without the expressed written consent of Awraq Investments.

Awraq Investments is not liable for any loss resulting from any action taken or reliance made by any person on any information or material posted by it. You should make your own inquiries and seek independent advice from relevant industry professionals before acting or relying on any information or material made available to you in this publication. You rely on this information at your own risk.

Awraq Investments, its subsidiaries, parent, and/or any connected parties, may act or trade and/or enter into any transaction that maybe inconsistent or disregard any information contained herein.

Contacts

If you would like to be added to our mailing list, please send an email to research@awraq.com with the subject "Subscribe".

To contact us please visit our website: www.awraq.com

Or call 00962-6-550-3800, our Fax: 00962-6-550-3801, P.O. Box 925102 Amman 11110 Jordan.

Or send us an email to Awraq@awraq.com
