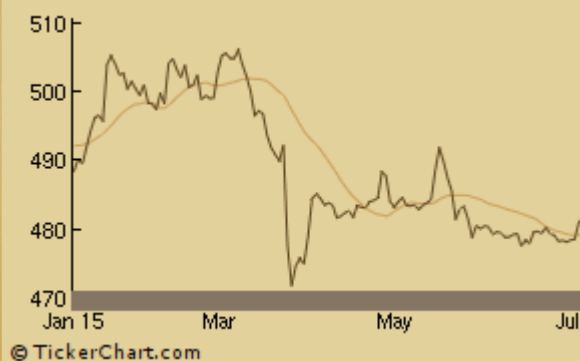


### Palestine Securities Exchange

Market closed at 481.63 points up 0.13%, trading a volume of 0.4 million shares valued at 0.4 million USD.

### PSE General Index



### Top Gainers

(By Price)		Close	% Change	Volume
1	AHC	0.50	4.17%	145,655
2	PADICO	1.20	3.45%	17,968
3	UCI	0.36	2.86%	20
4	NCI	1.02	2.00%	230
5	PIBC	0.99	1.02%	89,225

### Top Losers

(By Price)		Close	% Change	Volume
1	WATANIYA	0.66	-1.49%	101,232
2	APIC	1.02	-0.97%	10,000
3	BOP	2.55	-0.78%	2,860

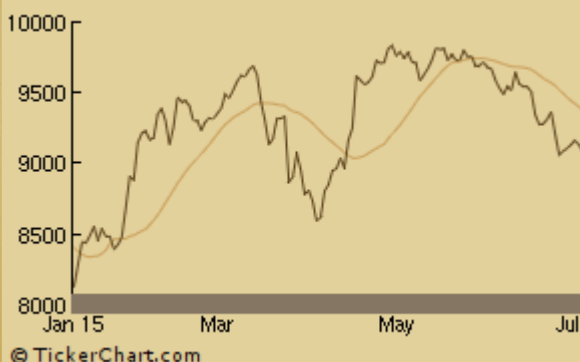
### Most Active

(By Price)		Close	% Change	Volume	Amount
1	AHC	0.50	4.17%	145,655	101,802
2	WATANIYA	0.66	-1.49%	101,232	66,819

### Saudi Stock Exchange (Tadawul)

Market closed at 9,081.73 points down -0.54%, trading a volume of 106.3 million shares valued at 3,619.8 million SAR.

### TASI General Index



### Top Gainers

(By Price)		Close	% Change	Volume
1	Alkhaleej Trng	60.99	8.00%	1,073,080
2	ACE	64.05	2.35%	25,149
3	U C A	15.12	2.16%	842,744
4	Saudi Hollandi	46.20	1.54%	18,942
5	Trade Union	36.82	1.24%	623,484

### Top Losers

(By Price)		Close	% Change	Volume
1	Alinma Tokio M	43.91	-4.15%	210,954
2	Salama Rights	5.45	-3.54%	4,678,792
3	SIIG	26.98	-3.40%	642,474
4	Kingdom Holding	20.20	-2.84%	209,979
5	Petrochem	25.40	-2.79%	296,767

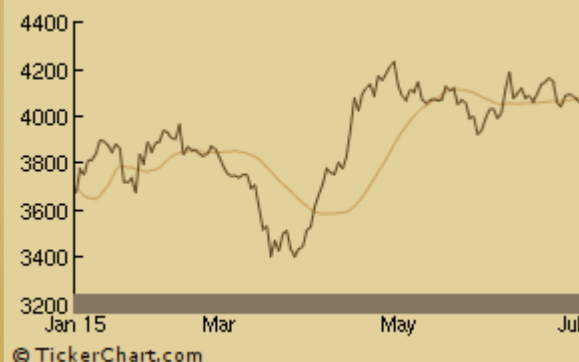
### Most Active

(By Price)		Close	% Change	Volume	Amount
1	Al Inma Bank	22.63	-0.83%	15,483,579	351,324,376
2	Dar Al Arkan	8.89	-0.11%	5,854,664	52,086,966

### UAE: Dubai Financial Market

Market closed at 4,041.39 points down -0.36%, trading a volume of 318.4 million shares valued at 603.7 million AED.

### DFM General Index



### Top Gainers

(By Price)		Close	% Change	Volume
1	AMAN	0.65	2.05%	43,000
2	MARKA	1.30	1.56%	2,500
3	SHUAA	0.62	1.31%	3,755,769
4	EKTTITAB	0.51	1.20%	180,275
5	AMLAK	2.67	0.75%	97,580,320

### Top Losers

(By Price)		Close	% Change	Volume
1	ALMADINA	0.59	-6.35%	2,107,899
2	NIND	2.98	-3.56%	33,291
3	ALSALAMKW	0.58	-3.36%	196,192
4	GULFNAV	0.32	-2.46%	1,862,193
5	DSI	0.82	-2.26%	26,165,592

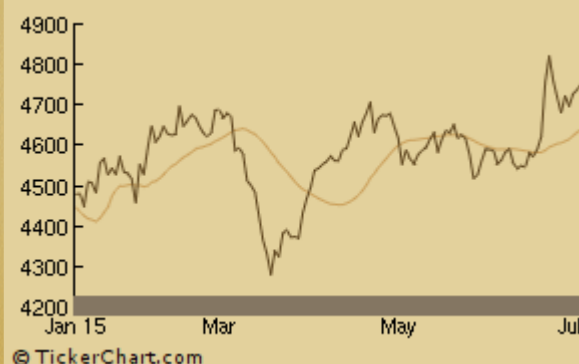
### Most Active

(By Price)		Close	% Change	Volume	Amount
1	AMLAK	2.67	0.75%	97,580,320	264,601,649
2	GFH	0.71	-1.66%	73,818,534	52,879,684

### UAE: Abu Dhabi Securities Exchange

Market closed at 4,724.54 points down -0.57%, trading a volume of 88.2 million shares valued at 138.8 million AED.

### ADSM General Index



### Top Gainers

(By Price)		Close	% Change	Volume
1	ADNH	3.00	3.09%	1,131,356
2	ADIB	5.22	1.75%	304,915
3	SUDATEL	0.71	1.43%	622,323
4	ADSB	2.45	0.82%	980
5	SIB	1.70	0.59%	72,000

### Top Losers

(By Price)		Close	% Change	Volume
1	METHAQ	0.68	-5.56%	235,978
2	DANA	0.55	-3.51%	50,224,623
3	RAKPROP	0.65	-2.99%	4,161,340
4	AGTHIA	7.11	-2.60%	5,500
5	ESHRAQ	0.78	-2.50%	14,528,141

### Most Active

(By Price)		Close	% Change	Volume	Amount
1	DANA	0.55	-3.51%	50,224,623	28,021,570
2	ESHRAQ	0.78	-2.50%	14,528,141	11,501,631

### Egypt: Cairo & Alexandria Stock Exchange

Market closed at 7,752.94 points down -1.50%, trading a volume of 88.8 million shares valued at 230.0 million LE.

### CASE 30 General Index



### Top Gainers

(By Price)		Close	% Change	Volume
1	NOAF	2.33	9.91%	341,972
2	NCEM	10.30	9.81%	7,737
3	OBRI	4.28	9.46%	3,240
4	ARVA	0.96	4.35%	11,315
5	ICMI	1.33	3.91%	132,792

### Top Losers

(By Price)		Close	% Change	Volume
1	ATQA	8.46	-8.54%	1,400
2	ELNA	7.70	-7.89%	1,407
3	UNIP	5.52	-7.38%	26,638
4	SKPC	11.37	-7.33%	1,221,610
5	SNFC	3.72	-7.00%	6,013

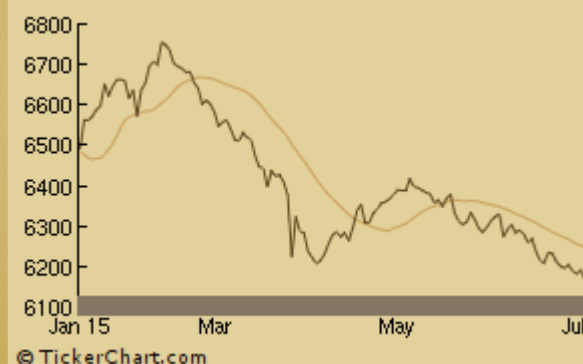
### Most Active

(By Price)		Close	% Change	Volume	Amount
1	AMER	0.94	0.00%	27,805,183	26,126,454
2	OTMT	0.81	-2.41%	25,095,744	20,378,386

### Kuwait Securities Market

Market closed at 6,147.40 points down -0.32%, trading a volume of 64.1 million shares valued at 6.2 million KD.

### KSE General Index



### Top Gainers

(By Price)		Close	% Change	Volume
1	QURAINHLD	0.01	9.09%	1,028,982
2	MASHAER	0.13	6.56%	44,240
3	CABLETV	0.03	5.66%	3,000
4	WETHAQ	0.05	5.62%	20,250
5	SAFWAN	0.29	3.57%	1,500

### Top Losers

(By Price)		Close	% Change	Volume
1	ZIMAH	0.08	-11.24%	310
2	SGC	0.11	-8.33%	3,500
3	EXCH	0.12	-7.69%	5,000
4	LOGISTICS	0.06	-7.35%	784,211
5	KOUTFOOD	0.64	-7.25%	12,500

### Most Active

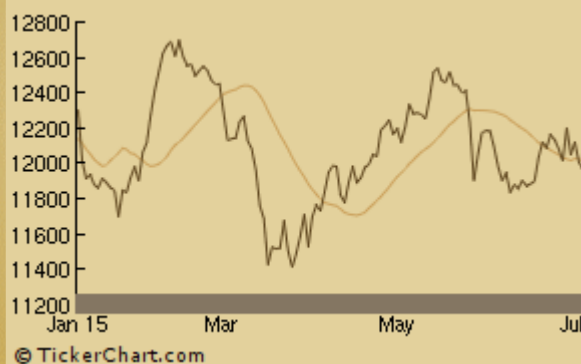
(By Price)		Close	% Change	Volume	Amount
1	ADNC	0.03	2.99%	15,932,828	543,059,541
2	ALMADINA	0.05	-4.81%	12,677,229	642,267,422



### **Qatar: Doha Securities Market**

Market closed at 11,936.13 points down -0.26%, trading a volume of 2.9 million shares valued at 188.3 million QR.

### **DSM General Index**



### **Top Gainers**

(By Price)		Close	% Change	Volume
1	CBQK	55.50	1.83%	244,825
2	QIBK	108.10	1.79%	326,900
3	DBIS	27.65	1.65%	6,000
4	ORDS	86.00	0.82%	102,064
5	QGMD	17.06	0.77%	209,614

### **Top Losers**

(By Price)		Close	% Change	Volume
1	IQCD	135.00	-2.10%	207,300
2	QGRI	55.00	-1.79%	7,261
3	GWCS	74.00	-1.33%	3,265
4	WDAM	60.90	-1.30%	7,063
5	MCGS	182.50	-0.87%	3,162

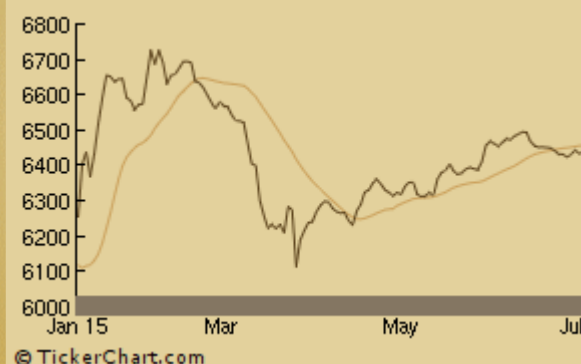
### **Most Active**

(By Price)		Close	% Change	Volume	Amount
1	ERES	17.50	-0.34%	582,706	10,223,195
2	VFQS	16.20	-0.12%	514,581	8,358,340

### **Oman: Muscat Securities Market**

Market closed at 6,428.46 points down -0.10%, trading a volume of 11.7 million shares valued at 3.2 million OMR.

### **MSM 30 General Index**



### **Top Gainers**

(By Price)		Close	% Change	Volume
1	MFCI	0.15	4.17%	29,867
2	TAOI	0.12	3.60%	28,016
3	MHAS	2.18	3.57%	12,500
4	BKNZ	0.07	1.37%	60,889
5	HBMO	0.13	0.76%	200,000

### **Top Losers**

(By Price)		Close	% Change	Volume
1	OUIS	0.28	-3.85%	25,700
2	AACT	0.41	-2.84%	261,750
3	OFCI	0.05	-1.82%	67,913
4	DBIH	0.12	-1.61%	37,200
5	SHRQ	3.70	-1.33%	750

### **Most Active**

(By Price)		Close	% Change	Volume	Amount
1	PHPC	0.15	0.00%	6,491,318	1,000,927
2	BKMB	0.56	0.72%	1,766,561	992,425

## **DISCLAIMER**

Awraq Investments and its affiliates obtain information from sources they believe to be reliable, but do not warrant its accuracy or fitness for a particular purpose, and disclaim for themselves and their information providers all liability arising from the use.

The Information in this publication is provided in good faith for informational purposes only. The information provided is not offered as tax, legal, or investment advice, or an offer to buy or sell securities or otherwise. The information provided in this publication may be displayed and printed for your personal, non-commercial use only. You may not reproduce, re-transmit, distribute, disseminate, sell, publish, broadcast, or circulate the information in any form or media to anyone, without the expressed written consent of Awraq Investments.

Awraq Investments is not liable for any loss resulting from any action taken or reliance made by any person on any information or material posted by it. You should make your own inquiries and seek independent advice from relevant industry professionals before acting or relying on any information or material made available to you in this publication. You rely on this information at your own risk.