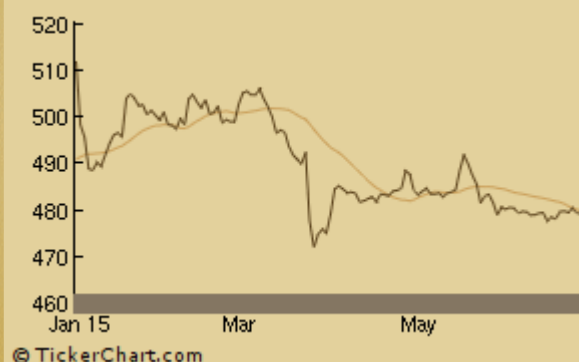


Palestine Securities Exchange

Market closed at 478.30 points down -0.18%, trading a volume of 0.4 million shares valued at 0.9 million USD.

PSE General Index



Top Gainers

(By Price)		Close	% Change	Volume
1	QUDS	0.93	1.09%	14,239
2	BPC	3.13	0.97%	75,667
3	TNB	1.36	0.74%	18,472

Top Losers

(By Price)		Close	% Change	Volume
1	GCOM	0.08	-11.11%	19,793
2	PRICO	0.51	-1.92%	1,200
3	BOP	2.51	-0.40%	122,500
4	PALTEL	5.37	-0.37%	19,984

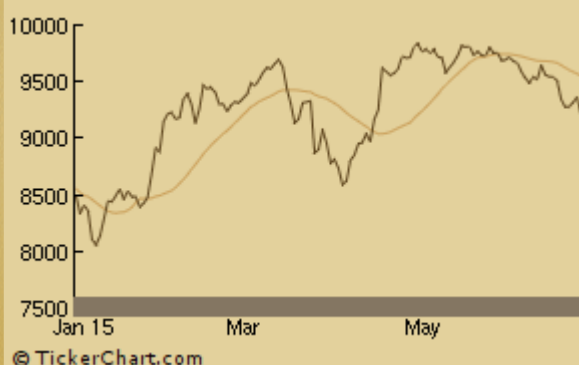
Most Active

(By Price)		Close	% Change	Volume	Amount
1	BOP	2.51	-0.40%	122,500	309,673
2	APIC	1.04	0.00%	78,701	81,379

Saudi Stock Exchange (Tadawul)

Market closed at 9,059.94 points down -1.62%, trading a volume of 189.4 million shares valued at 5,792.8 million SAR.

TASI General Index



Top Gainers

(By Price)		Close	% Change	Volume
1	SGS	66.50	9.92%	2,496,537
2	AXA - Cooperative	24.69	2.24%	1,133,545
3	Jabal Omar	74.63	1.25%	516,718
4	Bahri	51.78	1.05%	1,396,486
5	SADAFICO	140.86	0.61%	173,518

Top Losers

(By Price)		Close	% Change	Volume
1	Tihamah	107.75	-9.83%	1,184,355
2	MEDGULF	38.75	-7.39%	2,585,544
3	Saudi Export	51.36	-6.33%	912,706
4	Saudi Industrial	17.20	-6.27%	2,016,593
5	Saudi Chemical	72.98	-6.17%	424,259

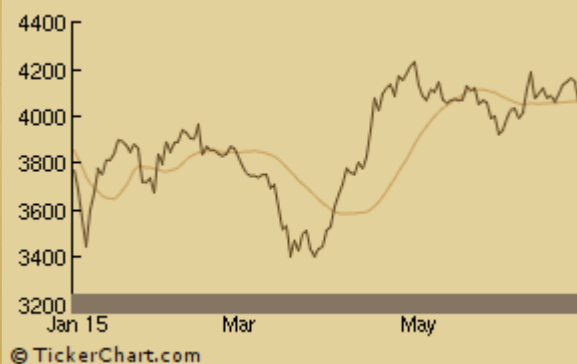
Most Active

(By Price)		Close	% Change	Volume	Amount
1	Al Inma Bank	22.23	-3.43%	27,581,251	613,310,453
2	Dar Al Arkan	8.91	-1.55%	18,112,679	161,369,701

UAE: Dubai Financial Market

Market closed at 4,042.03 points down -0.34%, trading a volume of 352.4 million shares valued at 661.2 million AED.

DFM General Index



Top Gainers

(By Price)		Close	% Change	Volume
1	DARTAKAFUL	0.61	3.39%	154,500
2	AMAN	0.63	3.28%	661,148
3	ALSALAMKW	0.57	2.70%	1,810,802
4	EMIRATESNBD	9.88	2.17%	6,000
5	DSI	0.73	1.25%	1,320,112

Top Losers

(By Price)		Close	% Change	Volume
1	TAKAFUL-EM	1.87	-2.60%	29,348
2	GFH	0.72	-2.43%	72,476,101
3	DFM	1.92	-2.04%	11,224,233
4	EKTTITAB	0.51	-1.93%	367,100
5	AMANAT	0.87	-1.80%	19,942,784

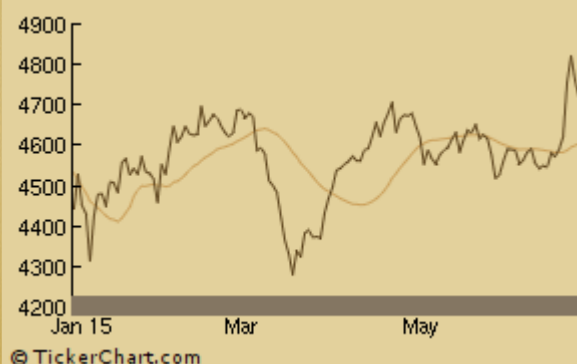
Most Active

(By Price)		Close	% Change	Volume	Amount
1	AMLAK	2.47	-0.40%	77,865,957	186,997,347
2	GFH	0.72	-2.43%	72,476,101	52,364,968

UAE: Abu Dhabi Securities Exchange

Market closed at 4,679.96 points down -0.83%, trading a volume of 97.5 million shares valued at 144.8 million AED.

ADSM General Index



Top Gainers

(By Price)		Close	% Change	Volume
1	NMDC	5.29	15.00%	4,999
2	DRIVE	6.00	5.82%	5,000
3	METHAQ	0.71	4.41%	14,249
4	DANA	0.46	2.22%	12,089,323
5	TAQA	0.64	1.59%	51,598

Top Losers

(By Price)		Close	% Change	Volume
1	TNI	0.65	-9.72%	42,615,010
2	ADSB	2.63	-9.00%	500
3	SCIDC	0.96	-8.57%	123,000
4	WATANIA	0.90	-6.25%	20,000
5	ETISALAT	13.50	-2.88%	2,289,047

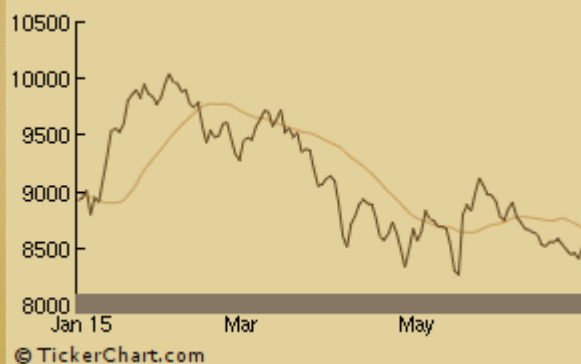
Most Active

(By Price)		Close	% Change	Volume	Amount
1	TNI	0.65	-9.72%	42,615,010	27,699,757
2	ALDAR	2.66	-1.48%	16,162,433	42,740,227

Egypt: Cairo & Alexandria Stock Exchange

Market closed at 8,371.53 points down -1.65%, trading a volume of 146.5 million shares valued at 472.1 million LE.

CASE 30 General Index



Top Gainers

(By Price)		Close	% Change	Volume
1	NOAF	1.66	9.93%	270,285
2	CAED	10.92	9.75%	3,000
3	AGIN	0.26	8.33%	9,650
4	ZMID	20.00	5.26%	4,400
5	INEG	1.74	4.82%	63,319

Top Losers

(By Price)		Close	% Change	Volume
1	PHTV	18.15	-9.30%	1,115
2	MOED	8.08	-4.94%	85,407
3	ICMI	1.18	-4.84%	104,825
4	ELKA	10.62	-4.75%	1,500
5	SNFI	30.26	-4.69%	25,725

Most Active

(By Price)		Close	% Change	Volume	Amount
1	OTMT	0.89	0.00%	48,956,711	43,653,680
2	AMER	1.00	1.01%	48,264,557	48,334,638

Kuwait Securities Market

Market closed at 6,195.67 points down -0.07%, trading a volume of 75.1 million shares valued at 7.9 million KD.

KSE General Index



Top Gainers

(By Price)		Close	% Change	Volume
1	MHC	0.18	15.38%	20,000
2	ASC	0.50	5.32%	5,010
3	ZIMAH	0.08	5.19%	1,005
4	CABLE	0.61	5.17%	426,118
5	SULTAN	0.08	5.00%	221,822

Top Losers

(By Price)		Close	% Change	Volume
1	CABLETV	0.03	-8.62%	5,000
2	SANAM	0.05	-6.73%	36,100
3	IRC	0.04	-6.49%	294,714
4	AJWAN	0.03	-5.26%	4,388,500
5	URC	0.10	-5.00%	870

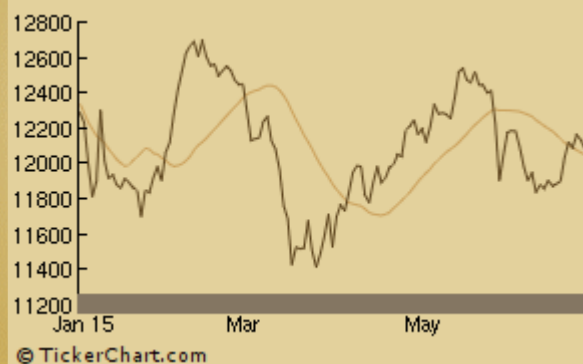
Most Active

(By Price)		Close	% Change	Volume	Amount
1	ADNC	0.03	1.56%	25,184,744	809,635,732
2	GFH	0.06	-3.28%	5,127,023	302,974,034

Qatar: Doha Securities Market

Market closed at 12,013.53 points down -0.57%, trading a volume of 2.2 million shares valued at 121.9 million QR.

DSM General Index



Top Gainers

(By Price)		Close	% Change	Volume
1	QCFS	43.40	4.33%	3,550
2	GWCS	76.00	0.93%	965
3	IHGS	138.00	0.73%	326,954
4	MCCS	112.20	0.45%	14,897
5	UDCD	24.50	0.20%	207,578

Top Losers

(By Price)		Close	% Change	Volume
1	ERES	17.96	-1.80%	1,033,298
2	DOHI	26.05	-1.70%	4,146
3	MRDS	18.66	-1.69%	93,132
4	AHCS	15.01	-1.64%	600,957
5	NLCS	20.55	-1.44%	45,720

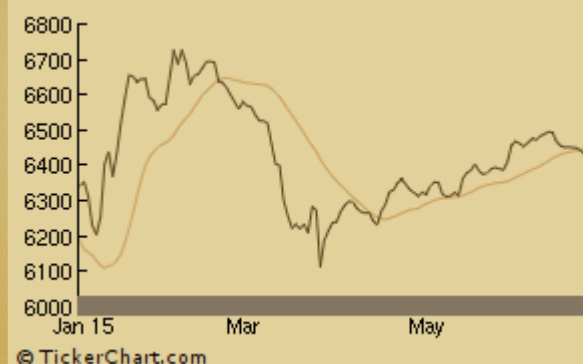
Most Active

(By Price)		Close	% Change	Volume	Amount
1	ERES	17.96	-1.80%	1,033,298	18,620,145
2	AHCS	15.01	-1.64%	600,957	9,019,448

Oman: Muscat Securities Market

Market closed at 6,431.37 points down -0.01%, trading a volume of 27.0 million shares valued at 5.1 million OMR.

MSM 30 General Index



Top Gainers

(By Price)		Close	% Change	Volume
1	GISI	0.14	2.26%	614,204
2	OEIO	0.12	1.72%	3,236,746
3	BKNZ	0.07	1.37%	303,951
4	RNSS	0.29	0.71%	233,586
5	PHPC	0.15	0.68%	12,022,014

Top Losers

(By Price)		Close	% Change	Volume
1	AMII	0.07	-6.49%	211,007
2	GISP	0.12	-4.17%	25,000
3	BKIZ	0.08	-2.50%	6,000
4	NGAS	0.36	-2.17%	148,283
5	OFCI	0.06	-1.79%	15,300

Most Active

(By Price)		Close	% Change	Volume	Amount
1	PHPC	0.15	0.68%	12,022,014	1,792,193
2	GFIC	0.12	0.00%	6,000,000	726,000

DISCLAIMER

Awraq Investments and its affiliates obtain information from sources they believe to be reliable, but do not warrant its accuracy or fitness for a particular purpose, and disclaim for themselves and their information providers all liability arising from the use.

The Information in this publication is provided in good faith for informational purposes only. The information provided is not offered as tax, legal, or investment advice, or an offer to buy or sell securities or otherwise. The information provided in this publication may be displayed and printed for your personal, non-commercial use only. You may not reproduce, re-transmit, distribute, disseminate, sell, publish, broadcast, or circulate the information in any form or media to anyone, without the expressed written consent of Awraq Investments.

Awraq Investments is not liable for any loss resulting from any action taken or reliance made by any person on any information or material posted by it. You should make your own inquiries and seek independent advice from relevant industry professionals before acting or relying on any information or material made available to you in this publication. You rely on this information at your own risk.