

Amman Stock Exchange (ASE) Daily Market Report May 2nd, 2016

Market Summary:

Trading value for Thursday 28/04/2016 reached JOD (13.7) million. (7.8) million shares were traded through (2,351).

The shares price index closed at (2094.72) point, a decrease of (1.12%).

The shares of (102) companies were traded, the shares prices of (24) companies rose, and the shares prices of (46) declined.

At the sector level, the financial index decreased by 1.57%, the Services index decreased by 0.56%, and the Industrial index increased by 0.05%.

Economic News

- Gov't raises fuel prices by 1.43-2.81%**

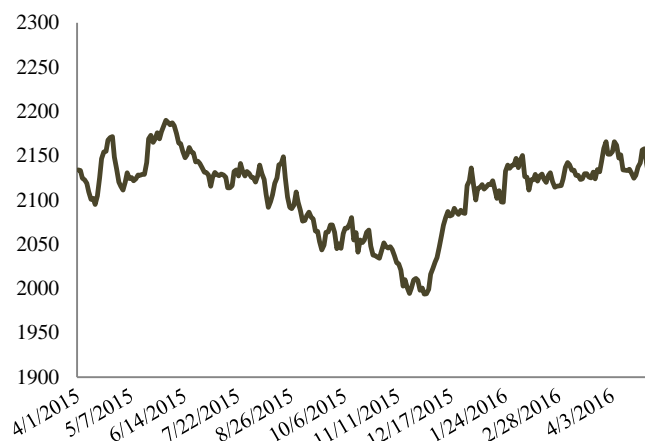
The government on Saturday decided to increase the prices of gasoline, kerosene and diesel by 1.43 to 2.81 per cent for May and maintained the price of gas cylinders unchanged at JD7, the Jordan News Agency, Petra, reported. The government's decision, effective as of Sunday, was taken in accordance with the recommendations of the fuel pricing committee, which convened on Saturday, Petra reported. Under the decision, kerosene and diesel will be sold at JD0.365 per litre, up from JD0.355 per litre, an increase of around 2.81 per cent.

- RJ losses shrink by JD1 million in first-quarter 2016**

Royal Jordanian (RJ) airline sources Wednesday said that losses dropped by JD1 million in the first quarter of 2016, from JD8.3 million in the first quarter of 2015 to JD 7.3 million for the same period this year. The results improved by 13 per cent despite the unfair competition the company faces, it added. The decrease in losses happened even though revenues during the first quarter of the current year also went down 5 per cent in the first three months of this year, to JD140.4 million from JD148.4 million in the first three months of 2015. The lower

revenues are attributed to the reduced tickets prices resulting from lower oil prices.

Float Index



Source: Amman Stock Exchange (ASE)

Figure 1: Top Gainers

	Close Price	Change
JOMA	0.14	7.69%
MSKN	3.45	4.86%
MBED	1.82	4.59%
IDMC	1.22	4.27%
IREL	8.9	4.09%

Source: Amman Stock Exchange (ASE)

Figure 2: Top losers

	Close Price	Change
AJIB	1.73	-7.48%
AHLI	1.20	-6.97%
AIEI	3.78	-5.02%
WIVA	0.20	-4.76%
SALM	1.10	-4.34%

Figure 3: Top Value Traded Companies

	Closing price	Value Traded
PEDC	5.35	4,992,063
IDMC	1.22	1,012,471
ARBK	5.90	934,736
AMAL	0.81	563,718
MSKN	3.45	532,806

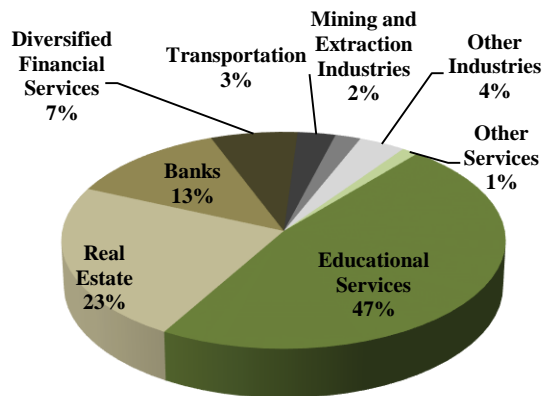
Source: Amman Stock Exchange (ASE)

Figure 4: Top Trading Volume Companies

	Closing price	Trading Volume
PEDC	5.35	977,386
ATTA	0.55	856,092
IDMC	1.22	852,680
AMAL	0.81	713,200
NAQL	0.41	546,202

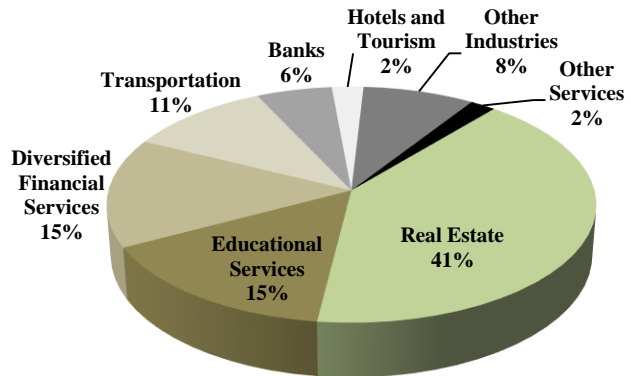
Source: Amman Stock Exchange (ASE)

• **Figure 5: Value Traded**



Source: Amman Stock Exchange (ASE)

Figure 5: Trading Volume



Source: Amman Stock Exchange (ASE)

Figure 6: Regional Markets Indices

28/04/2016	Index Close	% Change
KSA	6805.84	-0.21%
Dubai	3491.91	-0.43%
Abu Dhabi	4543.53	-0.97%
Egypt	7773.23	-1.15%
Qatar	10186.18	0.26%
Kuwait	5391.81	-0.69%
Oman	5942.72	0.06%
Lebanon	1154.42	-0.35%

Source: Bloomberg

Figure 7: International Markets Indices

28/04/2016	Index Close	% Change
S&P 500	2075.81	-0.92%
Dow Jones	17830.76	-1.17%
Nasdaq	4805.29	-1.19%
London	3466.40	0.01%
Nikkei 225	16666.05	-3.61%

Source: Bloomberg

Figure 8: Banks Listed on the Amman Stock Exchange (ASE)

	Company Name	Market Cap (Million)	Capital (Million)	Closing price	Change in price	P/E	P/BV	Div. Yield	Trailing EPS	ROA	ROE	Latest F.S
ARBK	Arab Bank	3,780.72	640.80	5.90	-3.28%	9.96	0.90	2.03%	0.59	1.26%	7.91%	Q3 2015
THBK	The Housing Bank for Trade and Finance	2,381.40	252.00	9.45	-	18.79	2.47	3.70%	0.50	1.20%	9.56%	Q3 2015
BOJX	Bank of Jordan	469.95	155.10	3.03	-0.33%	11.09	1.37	6.60%	0.27	1.32%	8.55%	Q3 2015
JOKB	Jordan Kuwait Bank	374.00	100.00	3.74	-	11.06	0.85	5.35%	0.34	1.01%	6.17%	Q3 2015
JOIB	Jordan Islamic Bank	502.50	150.00	3.35	-2.33%	10.66	1.69	3.88%	0.31	1.12%	12.12%	Q3 2015
CABK	Cairo Amman Bank	364.80	160.00	2.28	-0.87%	8.35	1.20	5.70%	0.27	1.26%	10.32%	Q3 2015
AHLI	Jordan National Bank	210.00	175.00	1.20	-6.98%	11.74	0.68	8.33%	0.10	0.68%	5.16%	Q3 2015
EXFB	Capital Bank Of Jordan	166.98	181.50	0.92	1.10%	6.78	0.59	9.88%	0.14	0.70%	5.14%	Q3 2015
UBSI	Union Bank	177.10	110.00	1.61	-2.42%	6.92	0.63	4.97%	0.23	0.77%	6.43%	Q3 2015
SGBJ	Société Générale de Banque - Jordanie	106.00	100.00	1.06	-	9.83	0.84	0.00%	0.11	0.93%	6.97%	Q3 2015
AJIB	Arab Jordan Investment Bank	259.50	150.00	1.73	-7.49%	10.83	1.34	6.94%	0.16	0.95%	8.50%	Q3 2015
INVB	Jordan Investment and Finance Bank	126.00	100.00	1.26	-	8.40	0.85	5.56%	0.15	1.11%	6.13%	Q3 2015
ABCO	Arab Banking Corporation / (Jordan)	123.20	110.00	1.12	-	8.12	0.83	8.04%	0.14	1.05%	7.73%	Q3 2015
JDIB	Jordan Dubai Islamic Bank	128.00	100.00	1.28	0.79%	141.67	0.97	0.00%	0.01	0.10%	0.56%	Q3 2015
JCBK	Jordan Commercial Bank	149.00	100.00	1.49	-2.61%	8.60	1.10	0.00%	0.17	0.92%	9.21%	Q3 2015

*Source: Companies Financials & Bloomberg, *Prices as of 28/04/2016

Figure 9: Companies listed on the Amman Stock Exchange (ASE)

	Company Name	Market Cap (Million)	Capital (Million)	Closing price	Change in price	P/E	P/BV	Div. Yield	Trailing EPS	ROA	ROE	Latest F.S
APOT	Arab Potash	1,436.40	83.32	17.24	-0.58%	11.44	1.68	8.70%	1.51	9.93%	11.12%	Q3 2015
JTEL	Jordan Telecommunications	585.00	250.00	2.34	-	24.31	1.80	7.18%	0.10	2.26%	3.83%	Q3 2015
JOPH	Jordan Phosphate Mines	332.25	75.00	4.43	-0.89%	9.15	0.41	0.00%	0.48	2.00%	3.03%	Q3 2015
JOEP	Jordan Electric Power	184.46	75.60	2.44	-0.81%	9.93	1.68	3.07%	0.25	2.63%	23.11%	Q3 2015
JOPT	Jordan Petroleum Refinery	348.75	75.00	4.65	-	10.93	2.19	3.23%	0.43	1.53%	16.14%	Q3 2015
EICO	Al-Eqbal Investment Company	602.50	25.00	24.10	0.42%	17.59	8.93	4.15%	1.37	24.87%	36.84%	Q3 2015
NCCO	Northern Cement	154.00	55.00	2.80	-	10.00	2.13	10.71%	0.28	10.38%	14.57%	Q3 2015
JOCM	Jordan Cement Factories	86.44	60.44	1.43	-2.72%	12.23	1.07	0.00%	0.12	2.93%	6.96%	Q3 2015
RJAL	Alia-The Royal Jordanian Airlines	62.44	84.37	0.74	-2.63%	N/A	1.12	0.00%	-0.03	Negative	Negative	Q3 2015
MANE	Afaq For Energy Company	242.00	110.00	2.20	0.46%	14.87	1.79	6.36%	0.15	4.74%	9.75%	Q3 2015
ZARA	Zara Investments	66.72	148.26	0.45	-	N/A	0.41	0.00%	-0.02	Negative	Negative	Q3 2015
AIEI	Arab International for Education and Investment	153.09	40.50	3.78	-5.03%	10.64	1.68	7.94%	0.36	6.52%	8.37%	Q3 2015
JODA	Jordan Dairy	9.52	4.00	2.38	-	6.05	1.03	8.40%	0.39	10.20%	13.28%	Q3 2015
JDFS	Jordanian Duty Free Shops	142.50	7.50	19.00	-	8.79	3.21	7.89%	2.16	27.29%	29.99%	Q3 2015
JOST	Jordan Steel	17.50	35.00	0.50	-	N/A	0.43	0.00%	-0.04	Negative	Negative	Q3 2015
DADI	Dar Al Dawa Development and Investment	62.50	25.00	2.50	-	14.1	1.20	5.00%	17.67%	1.48%	2.76%	Q3 2015

*Source: Companies Financials & Bloomberg, *Prices as of 28/04/2016

Disclaimer

Awraq Investments and its affiliates obtain information from sources they believe to be reliable, but do not warrant its accuracy or fitness for a particular purpose, and disclaim for themselves and their information providers all liability arising from the use.

The Information in this publication is provided in good faith for informational purposes only. The information provided is not offered as tax, legal, or investment advice, or an offer to buy or sell securities or otherwise. The information provided in this publication may be displayed and printed for your personal, non-commercial use only. You may not reproduce, re-transmit, distribute, disseminate, sell, publish, broadcast, or circulate the information in any form or media to anyone, without the expressed written consent of Awraq Investments.

Awraq Investments is not liable for any loss resulting from any action taken or reliance made by any person on any information or material posted by it. You should make your own inquiries and seek independent advice from relevant industry professionals before acting or relying on any information or material made available to you in this publication. You rely on this information at your own risk.

Awraq Investments, its subsidiaries, parent, and/or any connected parties, may act or trade and/or enter into any transaction that maybe inconsistent or disregard any information contained herein.

Contacts

If you would like to be added to our mailing list, please send an email to research@awraq.com with the subject "Subscribe".

To contact us please visit our website: www.awraq.com
Or call 00962-6-550-3800, our Fax: 00962-6-550-3801, P.O. Box 925102 Amman 11110 Jordan.

Or send us an email to Awraq@awraq.com
