

Palestine Securities Exchange

Market closed at 503.98 points down -0.23%, trading a volume of 0.3 million shares valued at 0.7 million USD.

PSE General Index



Top Gainers

(By Price)		Close	% Change	Volume
1	APIC	1.15	4.55%	5,385
2	PRICO	0.47	4.44%	200
3	PIIC	1.87	2.19%	16,804
4	PEC	1.00	2.04%	8,353
5	TNB	1.16	0.87%	2,402

Top Losers

(By Price)		Close	% Change	Volume
1	PADICO	1.26	-1.56%	69,554
2	PALTEL	5.85	-0.85%	16,702

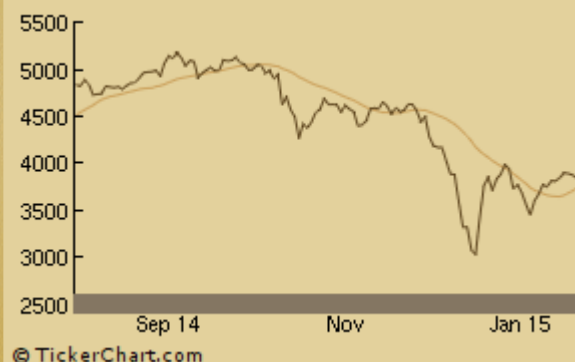
Most Active

(By Price)		Close	% Change	Volume	Amount
1	BOP	2.82	0.36%	144,590	404,935
2	PADICO	1.26	-1.56%	69,554	88,344

UAE: Dubai Financial Market

Market closed at 3,862.25 points down -0.53%, trading a volume of 280.9 million shares valued at 533.7 million AED.

DFM General Index



Top Gainers

(By Price)		Close	% Change	Volume
1	MASQ	130.00	4.00%	25
2	DARTAKAFUL	0.63	3.11%	41,851
3	ALSALAMSUDAN	1.89	2.72%	358,546
4	AMAN	0.70	2.05%	217,322
5	AIRARABIA	1.73	1.76%	15,402,934

Top Losers

(By Price)		Close	% Change	Volume
1	IFA	0.62	-9.87%	500
2	HITSTELEC	0.40	-4.76%	1,245,000
3	DEYAAR	0.83	-4.16%	28,831,943
4	MARKA	1.25	-3.85%	45,000
5	TABREED	1.11	-3.48%	3,054,608

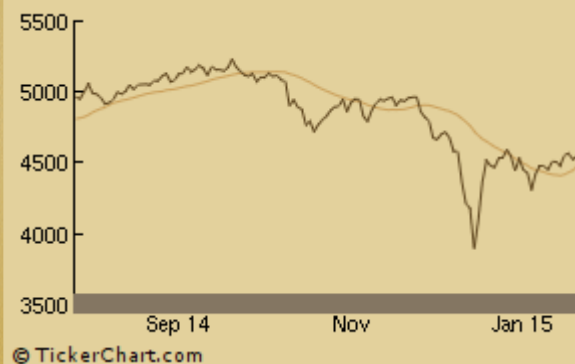
Most Active

(By Price)		Close	% Change	Volume	Amount
1	GFH	0.31	-3.38%	61,084,008	19,469,914
2	DIC	2.39	-0.42%	36,557,388	88,211,758

UAE: Abu Dhabi Securities Exchange

Market closed at 4,570.22 points up 0.96%, trading a volume of 57.8 million shares valued at 152.5 million AED.

ADSM General Index



Top Gainers

(By Price)		Close	% Change	Volume
1	SUDATEL	0.78	5.41%	775,000
2	FGB	17.30	3.90%	822,401
3	JULPHAR	3.00	3.45%	157,522
4	ADAVIATION	3.10	3.33%	100,000
5	NBAD	13.60	2.64%	919,357

Top Losers

(By Price)		Close	% Change	Volume
1	ARKAN	1.19	-7.03%	43,290
2	METHAQ	0.73	-5.19%	690,000
3	AGTHIA	6.02	-4.44%	31,011
4	ALDAR	2.55	-3.77%	19,381,817
5	SIB	1.90	-3.06%	305,554

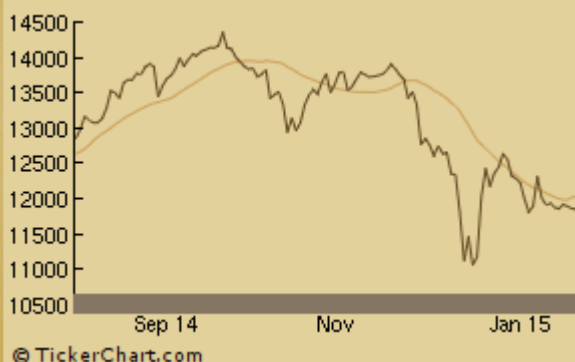
Most Active

(By Price)		Close	% Change	Volume	Amount
1	ALDAR	2.55	-3.77%	19,381,817	50,283,009
2	ESHRAQ	0.78	-2.50%	10,490,912	8,256,865

Qatar: Doha Securities Market

Market closed at 11,847.48 points up 1.27%, trading a volume of 4.3 million shares valued at 201.3 million QR.

DSM General Index



Top Gainers

(By Price)		Close	% Change	Volume
1	QNBK	197.50	3.89%	211,718
2	QIGD	40.05	3.76%	353,687
3	AKHI	51.40	3.01%	70,552
4	SIIS	16.41	2.56%	179,635
5	CBQK	66.90	2.29%	64,561

Top Losers

(By Price)		Close	% Change	Volume
1	IHGS	115.10	-9.51%	817,379
2	DOHI	26.70	-3.78%	24,380
3	KCBK	21.22	-2.21%	2,635
4	MRDS	19.96	-1.67%	568,030
5	GWCS	54.30	-1.27%	4,025

Most Active

(By Price)		Close	% Change	Volume	Amount
1	NLCS	21.70	0.74%	1,067,448	23,383,515
2	IHGS	115.10	-9.51%	817,379	102,472,454

DISCLAIMER

Awraq Investments and its affiliates obtain information from sources they believe to be reliable, but do not warrant its accuracy or fitness for a particular purpose, and disclaim for themselves and their information providers all liability arising from the use.

The Information in this publication is provided in good faith for informational purposes only. The information provided is not offered as tax, legal, or investment advice, or an offer to buy or sell securities or otherwise. The information provided in this publication may be displayed and printed for your personal, non-commercial use only. You may not reproduce, re-transmit, distribute, disseminate, sell, publish, broadcast, or circulate the information in any form or media to anyone, without the expressed written consent of Awraq Investments.

Awraq Investments is not liable for any loss resulting from any action taken or reliance made by any person on any information or material posted by it. You should make your own inquiries and seek independent advice from relevant industry professionals before acting or relying on any information or material made available to you in this publication. You rely on this information at your own risk.