

Amman Stock Exchange (ASE) Daily Market Report July 22nd, 2014

Market Summary:

Trading value for Monday 21/07/2014 reached JOD (4.0) million. (3.7) million shares were traded through (1,920).

The shares price index closed at (2111) point, a drop of (0.03) percent.

The shares of (119) companies were traded, the shares prices of (44) companies rose, and the shares prices of (37) declined.

Source: Amman Stock Exchange (ASE)

Economic News

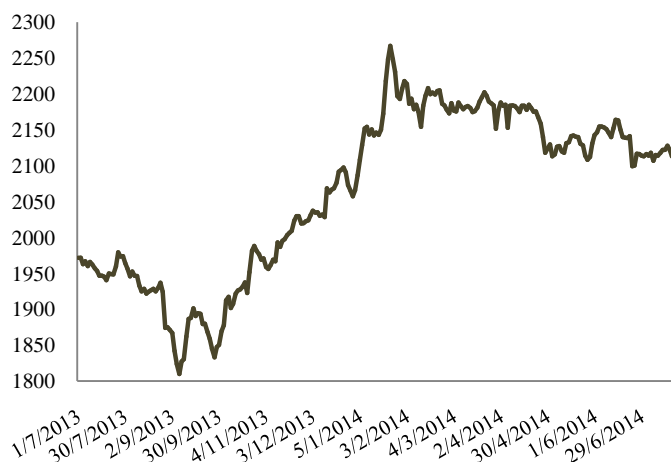
• Remittances from Jordanian expatriates rise 3.1 percent

Jordanian expatriate remittances rose at the end of June by 3.1 per cent as they reached USD 1,850 million compared with USD 1,794 million during the same period last year. According to the Central Bank of Jordan (CBJ), remittances rose for the sixth month in a row this year. In June, the remittances rose by 0.5 percent to USD 359 million, according to the CBJ.

• 'No tax on locally made equipment to reduce energy consumption'

The Cabinet on Sunday endorsed the mandating reasons for the draft renewable energy law and submitted it to the Legislation and Opinion Bureau. Under the new amendments, all locally manufactured equipment used in the production of renewable energy or reducing energy consumption are subject to a 0 percent sales tax. The draft law also facilitates issuing licenses for energy projects.

Free Float Index



Source: Amman Stock Exchange (ASE)

Figure 1: Top Gainers

	Close Price	Change
CARD	0.18	5.88%
AQRM	0.20	5.26%
TRAV	0.84	5.00%
SANA	0.85	4.94%
INMJ	3.19	4.93%

Source: Amman Stock Exchange (ASE)

Figure 2: Top losers

	Close Price	Change
JEIC	0.27	-12.90%
JOPI	1.19	-4.80%
AIUI	0.8	-4.76%
IPCH	0.4	-4.76%
JOIC	1.60	-4.76%

Figure 3: Top Companies by Value Traded

	Closing price	Value Traded
ATTA	1.18	980,787
SPIC	1.06	573,543
JNTH	1.03	397,156
SFWA	1.84	242,211
ARBK	8.25	216,243

Source: Amman Stock Exchange (ASE)

Figure 4: Top Companies by Trading Volume

	Closing price	Trading Volume
ATTA	1.18	850,765
SPIC	1.06	546,878
JNTH	1.03	381,985
ELZA	0.33	203,800
RUMM	0.99	162,719

Source: Amman Stock Exchange (ASE)

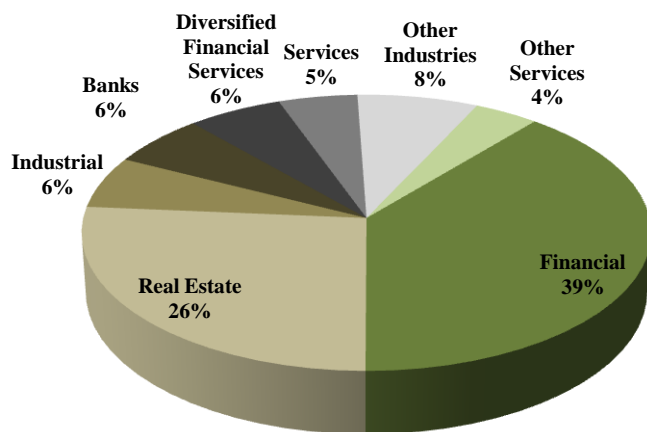
- **Abu Rabei sees much more investments flowing in coming years under new law**

The new investment law will enable the Jordan Investment Commission (JIC) to attract much more funds in the coming years, JIC Acting Chief Commissioner Khaled Abu Rabei told investors and businessmen in Irbid on Monday. Describing the new law as a reform step, he indicated that from 1996 to mid 2014, a total of JOD 19.5 billion of investments benefitted from incentives under development, free zones and investment promotion laws.

- **Money transfers from Iraq ‘picking up’**

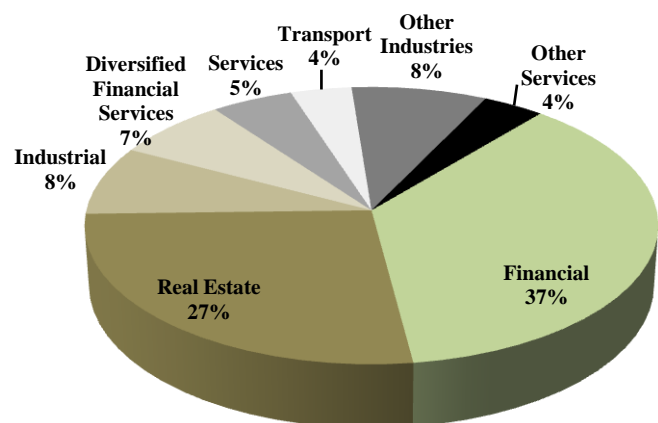
Money transfers between Iraq and Jordan resumed last week after weeks of sharp decline due to instability in the region, president of the Jordanian Exchange Association, said Monday. He stated that cash transfer services from Iraq to Jordan are currently available at three Jordanian banks: Capital Bank, Bank of Jordan and The Housing Bank for Trade and Finance. He also pointed out that the resumption of cash transfer services between the two countries was a relief for Iraqi businesspeople based in Amman. Some of them have been unable to receive cash from Baghdad due to fighting between Sunni rebels and the Shiite-led government of Nouri Al Maliki that raged in June, resulting in an estimated 50 percent drop in money transfers.

Figure 5: Value Traded



Source: Amman Stock Exchange (ASE)

Figure 5: Trading Volume



Source: Amman Stock Exchange (ASE)

Figure 6: Regional Markets Indices

	Index Close	% Change	Year to Date
KSA	9750.02	0.14%	13.30%
Dubai	4724.95	2.44%	36.08%
Abu Dhabi	4987.83	1.46%	14.42%
Egypt	8471.15	-1.23%	24.37%
Qatar	13089.96	-0.50%	24.13%
Kuwait	7071.36	-0.18%	-6.35%
Oman	7182.02	-0.09%	4.51%
Lebanon	1196.23	-0.10%	3.65%

Source: Bloomberg

Figure 7: International Markets Indices

	Index Close	% Change	Year to Date
S&P 500	1973.63	-0.23%	7.73%
Dow Jones	17051.73	-0.28%	3.71%
Nasdaq	4424.70	-0.17%	6.80%
London	3584.06	-0.33%	-0.33%
Nikkei 225	15215.71	-1.02%	-4.36%

Source: Bloomberg

Figure 8: Banks Listed on the Amman Stock Exchange (ASE)

	Company Name	Market Cap (Million)	Capital (Million)	Closing price	Change in price	P/E	P/BV	Div. Yield	Trailing EPS	ROA	ROE	Latest F.S
ARBK	Arab Bank	4,699.20	569.60	8.25	0.61%	55.61	1.21	3.41%	0.15	1.37%	8.62%	Q1 2014
THBK	The Housing Bank for Trade and Finance	2,280.60	252.00	9.05	-0.55%	72.91	2.10	3.31%	0.12	1.70%	11.67%	Q1 2014
BOJX	Bank of Jordan	383.10	155.10	2.47	-	36.86	1.25	6.07%	0.07	1.96%	13.23%	Q1 2014
JOKB	Jordan Kuwait Bank	367.00	100.00	3.67	-2.13%	34.05	0.87	5.45%	0.11	1.67%	10.40%	Q1 2014
JOIB	Jordan Islamic Bank	431.25	125.00	3.45	2.07%	41.34	1.62	4.35%	0.08	1.26%	16.01%	Q1 2014
CABK	Cairo Amman Bank	285.00	100.00	2.85	-4.04%	27.33	1.04	5.96%	0.10	1.88%	15.47%	Q1 2014
AHLI	Jordan National Bank	214.50	165.00	1.30	-	31.53	0.74	4.62%	0.04	1.01%	9.46%	Q1 2014
EXFB	Capital Bank Of Jordan	257.40	165.00	1.56	0.65%	24.28	0.81	6.41%	0.06	2.25%	13.25%	Q1 2014
UBSI	Union Bank	172.70	110.00	1.57	-	32.59	0.67	3.82%	0.05	1.09%	8.31%	Q1 2014
SGBJ	Société Générale de Banque - Jordanie	89.00	100.00	0.89	-	44.41	0.78	0.00%	0.02	1.23%	7.07%	Q1 2014
AJIB	Arab Jordan Investment Bank	162.00	100.00	1.62	-	40.39	1.08	8.02%	0.04	1.36%	10.39%	Q1 2014
INVB	Jordan Investment and Finance Bank	140.00	100.00	1.40	-3.45%	63.54	0.99	5.00%	0.02	1.13%	6.27%	Q1 2014
ABCO	Arab Banking Corporation / (Jordan)	112.20	110.00	1.02	-0.97%	36.89	0.82	8.91%	0.03	1.25%	9.01%	Q1 2014
JDIB	Jordan Dubai Islamic Bank	84.00	100.00	0.84	1.20%	192.81	0.65	0.00%	0.00	0.16%	0.67%	Q1 2014
JCBK	Jordan Commercial Bank	110.00	100.00	1.10	-	61.50	0.94	0.00%	0.02	0.68%	6.14%	Q1 2014

Source: Companies Financials & Bloomberg

Figure 9: Highest Market Capitalization listed on the ASE

	Company Name	Market Cap (Million)	Capital (Million)	Closing price	Change in price	P/E	P/BV	Div. Yield	Trailing EPS	ROA	ROE	Latest F.S
APOT	Arab Potash	2,165.43	83.32	25.99	-0.04%	93.60	2.38	5.77%	0.28	9.15%	10.30%	Q1 2014
JTEL	Jordan Telecommunications	760.00	250.00	3.04	-0.33%	14.70	2.02	0.00%	0.21	33.17%	55.86%	Q1 2014
JOPH	Jordan Phosphate Mines	507.00	75.00	6.76	-0.59%	195.38	0.66	0.00%	0.03	0.92%	1.35%	Q1 2014
JOEP	Jordan Electric Power	217.73	75.60	2.88	0.70%	21.83	2.74	2.60%	0.13	-3.85%	-32.47%	Q1 2014
JOPT	Jordan Petroleum Refinery	178.40	40.00	4.46	1.13%	6.32	1.43	0.00%	0.71	1.71%	24.75%	FY 2014
EICO	Al-Eqbal Investment Company	312.50	25.00	12.50	-0.79%	53.22	6.67	8.00%	0.23	26.29%	41.59%	Q1 2014
NCCO	Northern Cement	160.60	55.00	2.92	-	36.28	2.33	3.39%	0.08	22.55%	26.50%	Q1 2014
JOCM	Jordan Cement Factories	71.32	60.44	1.18	-	N/A	0.84	0.00%	-0.08	-9.75%	-20.67%	Q1 2014
RJAL	Alia-The Royal Jordanian Airlines	36.28	84.37	0.43	-4.44%	N/A	0.87	0.00%	-0.12	-2.07%	-24.32%	Q3 2013
MANE	Afaq For Energy Company	308.00	110.00	2.80	-	62.85	2.26	4.29%	0.04	7.68%	14.68%	Q1 2014
ZARA	Zara Investments	87.47	148.26	0.59	-	N/A	0.47	0.00%	-0.01	-2.12%	-2.89%	Q1 2014
AIEI	Arab International for Education and Investment	181.44	40.50	4.48	2.99%	25.64	1.87	6.70%	0.17	25.52%	30.17%	Q1 2014
MDTR	Mediterranean Tourism Investment	99.90	45.00	2.22	-	180.84	2.04	2.70%	0.01	4.15%	4.42%	Q1 2014
JDFS	Jordanian Duty Free Shops	108.75	7.50	14.50	-	28.21	3.48	6.90%	0.51	37.14%	46.56%	Q1 2014
JOST	Jordan Steel	23.10	35.00	0.66	1.54%	N/A	0.55	0.00%	-0.03	-4.26%	-8.71%	Q1 2014
DADI	Dar Al Dawa Development and Investment	66.00	25.00	2.64	-	35.31	1.16	3.79%	0.07	6.94%	13.40%	Q1 2014

Source: Companies Financials & Bloomberg

Disclaimer

Awraq Investments and its affiliates obtain information from sources they believe to be reliable, but do not warrant its accuracy or fitness for a particular purpose, and disclaim for themselves and their information providers all liability arising from the use.

The Information in this publication is provided in good faith for informational purposes only. The information provided is not offered as tax, legal, or investment advice, or an offer to buy or sell securities or otherwise. The information provided in this publication may be displayed and printed for your personal, non-commercial use only. You may not reproduce, re-transmit, distribute, disseminate, sell, publish, broadcast, or circulate the information in any form or media to anyone, without the expressed written consent of Awraq Investments.

Awraq Investments is not liable for any loss resulting from any action taken or reliance made by any person on any information or material posted by it. You should make your own inquiries and seek independent advice from relevant industry professionals before acting or relying on any information or material made available to you in this publication. You rely on this information at your own risk.

Awraq Investments, its subsidiaries, parent, and/or any connected parties, may act or trade and/or enter into any transaction that maybe inconsistent or disregard any information contained herein.

Contacts

If you would like to be added to our mailing list, please send an email to research@awraq.com with the subject "Subscribe".

To contact us please visit our website: www.awraq.com

Or call 00962-6-550-3800, our Fax: 00962-6-550-3801, P.O. Box 925102 Amman 11110 Jordan.

Or send us an email to Awraq@awraq.com
